

21/22	CPI/POP AVAIL PERCENTAGE	20/21 YEAR REVENUES	PERCENTAGE + REV \$ AMOUNT	DIFF	2024/2025 VALUE OF MILL	AVAIL MILLS	USED	YR USED
	0	\$36,945,671.00	\$0.00	-\$36,945,671.00	\$640,000.00	0		
22/23	CPI/POP AVAIL PERCENTAGE	21/22 YEAR REVENUES	PERCENTAGE + REV \$ AMOUNT	DIFF	2024/2025 VALUE OF MILL	AVAIL MILLS		
	0	\$38,292,132.00	\$0.00	-\$38,292,132.00	\$640,000.00	0		
23/24	CPI/POP AVAIL PERCENTAGE	22/23 YEAR REVENUES	PERCENTAGE + REV \$ AMOUNT	DIFF	2024/2025 VALUE OF MILL	AVAIL MILLS		
	1.05	\$40,885,450.00	\$42,929,722.50	\$2,044,272.50	\$640,000.00	2.5		
24/25	CPI/POP AVAIL PERCENTAGE	23/24 YEAR REVENUES	PERCENTAGE + REV \$ AMOUNT	DIFF	2024/2025 VALUE OF MILL	AVAIL MILLS		
	1.0544	\$35,218,940.00	\$37,134,850.34	\$1,915,910.34	\$640,000.00	2.89		

Available mills to carry forward	5.39
Available percent to carry forward per Ordinance 2024-10	8.94%
Available dollars to carry forward	\$3,449,600.00

CPI/Millage Data

Fund Balances

	FY 2020	FY 2021	FY 2022	FY 2023
Assigned:				
Solid waste reserve	912,806	912,806	933,800	912,806
Health care reserve	2,000,000	2,000,000	2,000,000	2,000,000
Courthouse grant	500,000	500,000	-	-
Transportation grant	300,000	-	-	-
OPEB reserve	1,207,715	1,207,715	1,207,715	1,207,715
Other Purposes - Duke Energy appeal	224,549	-	-	-
Subsequent year's budget	2,728,389	693,573	2,177,199	1,894,337
The Subsequent year budget are the roll overs from the prior year for PO's that were not completed. These fluctuate yearly.				
Unassigned:	9,478,187	11,122,364	11,260,698	11,758,797
Unassigned Increase/(Decrease)		1,644,177	138,334	498,099
These numbers are off the balance sheet of the annual audit. They represent the true increase of unassigned fund balance increase by year.				

Fund Balance Policy for Oconee County

Minimum unassigned fund balance must equal at a minimum of 25% of the regular General Fund Expenditures

	Actual Expenditures Minus Other Financing Uses	25%	Audit Unassigned FB	Difference	
FY 2021	54,658,100	13,664,525	11,122,634	(2,541,891)	Note-\$934,000 outstanding Liability for FOCUS moved
FY 2022	58,045,144	14,511,286	11,260,698	(3,250,588)	
FY 2023	61,102,376	15,275,594	11,758,797	(3,516,797)	
FY 2024 - Budget Numbers	59,513,233	14,878,308	11,758,797	(3,119,511)	

	FY 2023
020 Fund - Emergency Services Protection	1,320,565
250 Fund - Tri County Technical College	1,570,387
260 Fund - Road Maintenance	4,833,567
275 Fund - Community Health & Human Services	-
315 Fund - Econ Development	7,880,305
320 Fund - Bridges and Culverts	5,438,038
325 Fund - Capital Equipment & Vehicle	1,072,355
330 Fund - PRT Capital Projects	-
335 Fund - Fire/Emer Services Equipment	-
340 Fund - General One Time Capital	-
Total of other Funds - Fund Balance	22,115,217

Table of Contents

2024-2025 Budget

Page	
1	General Fund/Revenue Summary
2	General Fund Expenditure Summary
3-4	Expenditure and other Financing Uses by Department
5-6	Salary & Benefits by Department
7-8	Operational Totals by Department
9	Other Revenue
10-12	Program Revenue

General Fund Revenues

13	Property Taxes
14	Intergovernmental Revenue
15	License, Permits, and Fees Revenues
16	Fines and Forfeitures Revenues
17	Charges for Services Revenues
18	Interest and Investment Income Revenues
19	Miscellaneous and Other Revenues
20	Other Financing Sources & Use of General Fund Balance
21-28	Fee Schedule
29	Rock Quarry Fees
30-31	Employee Count By Department

Department Expenditures

32	Administrator (717)
33-34	Airport (720)
35	Animal Control (110)
36	Assessor (301)
37	Auditor (302)
38	Board of Assessment Appeals (303)
39	Building Codes (702)
40	Chau Ram Park (205)
41	Clerk of Court (501)
42	Communication (104)
43	Coroner (103)
44	County Attorney (741)
45	County Council (704)
46	Delinquent Tax Collector (305)
47	Department of Social Services (402)
48	Detention Center (106)
49	Economic Development (707)
50-51	Facilities Maintenance (714)
52	Finance Office (708)
53	Fire/Emergency Services (107)
54	Health Department (403)
55	High Falls Park (203)
56	Human Resources (710)
57	Information Technology (711)
58	Legislative Delegation (706)
59-60	Library (206)
61	Magistrate (509)
62-63	Non- Departmental (709)
64	Parks, Recreation, and Tourism (202)
65	Planning (712)

Table of Contents

2024-2025 Budget

Page

66	Probate Court (502)
67	Procurement (713)
68	Public Defender (510)
69	Register of Deeds (735)
70	Roads and Bridges (601)
71	Sheriff Office (101)
72	Soil and Water Conservation District (716)
73	Solicitor (504)
74	Solid Waste (718)
75	South Cove Park (204)
76	Treasurer (306)
77	Vehicle Maintenance (721)
78	Veterans' Affairs (404)
79	Voter Registration and Elections (715)
80	Other Financing Uses

Special Revenue Funds

81	Future Projected Capital Buildings and Land Projects - Not included in this budget
82-83	Emergency Services Protection Special Revenue Fund (020)
84	Sheriff Victims' Services Special Revenue Fund (210)
85	Solicitor Victims' Services Special Revenue Fund (215)
86	911 Communications Special Revenue Fund (225)
87	Tri-County Technical College Special Revenue Fund (250)
88	Road Maintenance Fund (260)
89	Community Health and Human Services New Fund (275)

Capital Project Funds

90	Economic Development Capital Projects Fund (315)
91	Bridges and Culverts Capital Projects Fund (320)
92	Capital Equipment and Vehicle Capital Projects Fund (325)
93	Parks, Recreation and Tourism Capital Projects Fund (330)
94	Fire/Emergency Services Capital Vehicle and Equipment (New Fund 335)
95-96	One Time General Capital Request Fund (340)

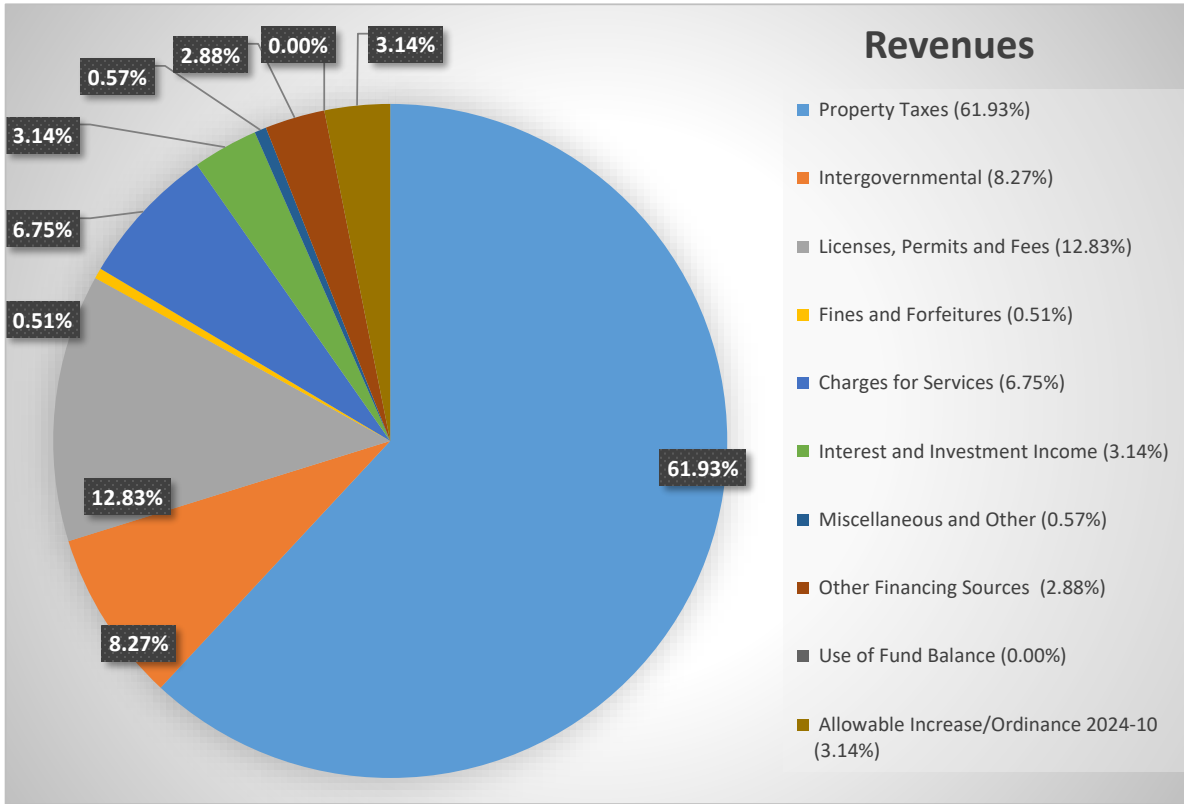
Enterprise Fund

97	Rock Quarry Enterprise Fund (017)
----	--

98	Debt Service Fund (090)
----	--------------------------------

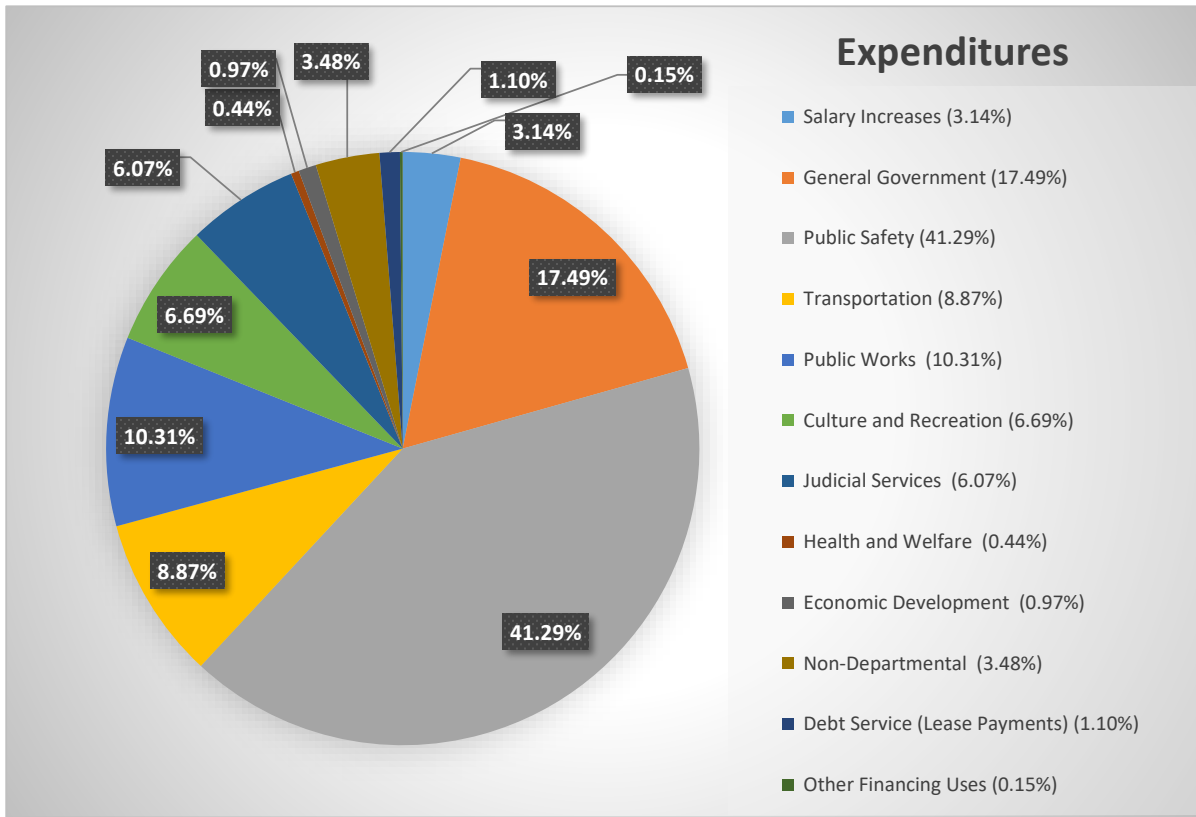
**Oconee County, South Carolina
General Fund Summary
2024-2025 Budget**

Revenues and Other Financing Sources					
Description	FY 2021 Actual	FY 2022 Actual	FY 2023 Actual	FY 2024 Budget Amendment 2024-11	FY 2025 Administrator Recommended
Property Taxes	38,531,227	41,474,316	41,639,984	39,796,440	39,478,627
Intergovernmental	4,686,613	4,888,193	5,022,961	4,834,181	5,271,833
Licenses, Permits and Fees	6,694,932	7,342,104	7,427,883	8,115,850	8,181,960
Fines and Forfeitures	242,004	257,591	320,489	302,600	323,750
Charges for Services	2,554,699	4,085,819	3,096,829	4,060,328	4,300,228
Interest and Investment Income	75,750	-	1,665,781	1,500,000	2,000,000
Miscellaneous and Other	267,164	260,828	353,940	242,214	361,214
Other Financing Sources	805,631	2,893,684	1,281,266	1,450,620	1,833,744
Use of Fund Balance	-	-	384,056	-	
Allowable Increase/Ordinance 2024-10					2,000,000
	53,858,020	61,202,535	61,193,189	60,302,233	63,751,356
Allowable Increase/Ordinance 2024-10					8.94%
Millage rate increase limitation					5.44%
FY 2024-2025 percentage increase from prior years					0.28%



**Oconee County, South Carolina
General Fund Summary
2024-2025 Budget**

Expenditures and Other Financing Uses					
Description	FY 2021 Actual	FY 2022 Actual	FY 2023 Actual	FY 2024 Budget Amendment 2024-11	FY 2025 Administrator Recommended
Salary Increase				1,260,362	2,000,000
General Government	8,969,609	9,277,978	10,008,942	11,246,064	11,147,518
Public Safety	19,968,312	21,073,067	23,172,549	23,411,949	26,321,367
Transportation	3,996,246	4,710,528	4,750,275	5,579,361	5,657,180
Public Works	4,759,895	5,086,095	5,757,776	6,141,557	6,573,341
Culture and Recreation	3,356,741	3,556,088	3,675,848	4,002,233	4,264,738
Judicial Services	2,898,988	2,946,805	3,271,412	3,707,224	3,871,420
Health and Welfare	233,118	285,382	269,135	266,861	282,313
Economic Development	581,958	530,555	642,879	666,024	615,659
Non-Departmental	3,590,154	4,686,257	4,172,565	2,196,180	2,219,000
Debt Service (Lease Payments)	1,401,748	886,296	822,833	1,035,418	703,820
Other Financing Uses	140,000	1,718,765	149,367	789,000	95,000
	49,896,768	54,757,817	56,693,581	60,302,233	63,751,356
Actual Value of a Mill	561,398	586,604	602,892	640,128	660,000



Expenditures by Department - Operational and Salary

Expenditures and Other Financing Uses					
Description	FY 2021 Actual	FY 2022 Actual	FY 2023 Actual	FY 2024 Budget Amendment 2024-11	FY 2025 Administrator Recommended
General Government					
Council - Comp & Wage Study	-	-	-	-	2,000,000
Administrator (717)	368,142	446,949	613,849	944,939	750,462
Assessor (301)	977,340	967,481	1,093,914	1,146,282	1,220,184
Auditor (302)	520,741	590,127	630,095	774,243	778,630
Board of Assessment Appeals (303)	3,252	1,547	4,840	7,714	4,084
County Attorney (741)	321,864	374,996	363,184	421,517	357,830
County Council (704)	294,827	289,685	321,043	337,038	346,880
Delinquent Tax Collector (305)	378,409	375,455	366,063	406,801	409,370
Facilities Maintenance (714)	1,635,811	1,326,458	1,502,765	1,558,803	1,561,156
Finance Office (708)	505,077	532,054	562,249	562,504	580,553
Human Resources (710)	335,055	428,980	403,649	360,787	375,937
Information Technology (711)	906,987	1,056,544	1,111,537	1,251,320	1,295,031
Legislative Delegation (706)	94,905	92,659	21,883	105,302	94,419
Planning Commission (712)	277,663	309,604	328,903	439,757	442,125
Procurement (713)	168,821	187,041	241,373	259,149	284,615
Register of Deeds (735)	301,709	328,224	337,979	345,857	368,775
Soil and Water Conservation District (716)	80,945	75,211	90,899	95,912	102,619
Treasurer (306)	588,667	619,985	674,374	735,191	742,159
Vehicle Maintenance (721)	933,092	991,733	992,759	1,098,889	1,072,963
Voter Registration and Elections (715)	276,302	283,245	347,584	394,059	359,726
Total General Government	8,969,609	9,277,978	10,008,942	11,246,064	11,147,518
Public Safety					
Animal Control (110)	643,774	638,161	693,237	759,178	851,107
Building Codes (702)	623,677	614,805	675,193	847,038	844,901
Communications ((104)	1,651,216	1,754,918	1,956,507	1,962,210	2,104,354
Coroner (103)	257,253	306,492	328,125	348,937	380,370
Detention Center (106)	4,347,274	4,563,534	4,797,281	5,009,902	5,402,238
Fire/Emergency Services (107)	3,085,269	3,142,327	3,782,614	3,328,256	4,398,026
Sheriff (101)	9,359,849	10,052,830	10,939,592	11,156,428	12,340,371
Total Public Safety	19,968,312	21,073,067	23,172,549	23,411,949	26,321,367
Transportation					
Airport (720)	1,340,473	2,131,089	2,009,901	2,652,412	2,699,854
Roads and Bridges (601)	2,655,773	2,579,439	2,740,374	2,926,949	2,957,326
Total Transportation	3,996,246	4,710,528	4,750,275	5,579,361	5,657,180
Public Works					
Solid Waste (718)	4,759,895	5,086,095	5,757,776	6,141,557	6,573,341
Total Public Works	4,759,895	5,086,095	5,757,776	6,141,557	6,573,341
Culture and Recreation					

Expenditures and Other Financing Uses

Description	FY 2021 Actual	FY 2022 Actual	FY 2023 Actual	FY 2024 Budget Amendment 2024-11	FY 2025 Administrator Recommended
Chau Ram Park (205)	413,942	411,117	365,687	413,803	498,228
High Falls Park (203)	453,077	491,681	513,955	532,589	563,299
Library (206)	1,383,383	1,426,414	1,468,943	1,534,603	1,583,180
Parks, Recreation and Tourism (202)	587,530	620,851	712,808	883,997	987,589
South Cove Park (204)	518,809	606,025	614,455	637,241	632,442
Total Culture and Recreation	3,356,741	3,556,088	3,675,848	4,002,233	4,264,738
Judicial Services					
Clerk of Court (501)	681,337	741,393	835,301	902,623	913,817
Magistrate (509)	815,506	845,301	920,479	1,072,579	1,125,205
Probate Court (502)	360,145	348,316	425,915	450,437	470,686
Public Defender (510)	240,000	250,000	250,000	250,000	275,000
Solicitor (504)	802,000	761,795	839,717	1,031,585	1,086,712
Total Judicial Services	2,898,988	2,946,805	3,271,412	3,707,224	3,871,420
Health and Welfare					
Department of Social Services (402)	11,435	11,420	10,602	11,600	11,300
Health Department (403)	22,169	69,029	27,785	28,700	28,500
Veterans' Affairs (404)	199,514	204,933	230,748	226,561	242,513
Total Health and Welfare	233,118	285,382	269,135	266,861	282,313
Economic Development (707)	581,958	530,555	642,879	666,024	615,659
Non-Departmental (709)	3,590,154	4,686,257	4,172,565	2,196,180	2,219,000
Debt Service Lease Payments	1,401,748	886,296	822,833	1,035,418	703,820
Other Financing Uses	140,000	1,718,765	149,367	789,000	95,000
Total Expenditures and Other Financing Uses	49,896,768	54,757,817	56,693,581	59,041,871	63,751,356

Salary & Fringe

Expenditures and Other Financing Uses

Description	FY 2021 Actual	FY 2022 Actual	FY 2023 Actual	FY 2024 Amended Budget 2023-16	FY 2025 Administrator Recommended
General Government					
Salary Increases	585,176	712,592	2,022,259	1,590,804	2,000,000
Administrator (717)	293,820	290,905	371,908	413,110	402,462
Assessor (301)	864,171	862,824	972,505	1,047,632	1,113,734
Auditor (302)	438,530	494,369	552,994	626,343	626,430
Board of Assessment Appeals (303)	3,138	1,476	4,462	6,464	3,284
County Attorney (741)	236,666	219,894	238,396	286,962	223,275
County Council (704)	161,367	164,475	167,043	175,455	173,823
Delinquent Tax Collector (305)	169,949	193,948	198,124	213,236	217,505
Facilities Maintenance (714)	841,909	840,633	912,484	1,018,303	993,006
Finance Office (708)	472,854	474,839	509,675	528,754	546,783
Human Resources (710)	248,065	302,828	284,451	265,837	273,162
Information Technology (711)	477,812	568,071	646,082	615,020	640,181
Legislative Delegation (706)	80,951	79,969	9,806	90,252	80,919
Planning Commission (712)	220,468	263,057	309,385	359,807	393,925
Procurement (713)	148,616	160,740	214,559	227,499	253,500
Register of Deeds (735)	238,917	254,878	257,668	278,237	298,125
Soil and Water Conservation District (716)	50,735	48,539	56,480	57,474	61,481
Treasurer (306)	417,403	462,155	503,985	504,571	524,964
Vehicle Maintenance (721)	848,789	888,651	866,660	971,439	936,163
Voter Registration and Elections (715)	224,353	214,260	252,904	241,867	243,284
Total General Government	6,438,513	6,786,511	7,329,571	7,928,262	8,006,006
Public Safety					
Animal Control (110)	401,003	411,798	417,495	457,178	525,857
Building Codes (702)	492,167	497,132	500,355	555,538	629,401
Communications (104)	1,440,284	1,558,977	1,733,518	1,729,160	1,866,654
Coroner (103)	173,950	253,101	278,789	292,667	320,865
Detention Center (106)	3,065,539	3,206,625	3,249,872	3,500,102	3,822,388
Fire/Emergency Services (107)	2,273,075	2,565,675	3,033,324	2,732,202	3,929,926
Sheriff (101)	8,282,244	8,702,609	9,524,873	9,841,578	10,699,521
Total Public Safety	16,128,262	17,195,917	18,738,226	19,108,425	21,794,612
Transportation					
Airport (720)	499,618	464,032	523,689	629,262	613,204
Roads and Bridges (601)	2,119,334	2,128,018	2,133,908	2,318,509	2,358,676
Total Transportation	2,618,952	2,592,050	2,657,597	2,947,771	2,971,880
Public Works					
Solid Waste (718)	1,802,628	1,914,271	2,071,057	2,064,957	2,289,041
Total Public Works	1,802,628	1,914,271	2,071,057	2,064,957	2,289,041

Expenditures and Other Financing Uses

Description	FY 2021 Actual	FY 2022 Actual	FY 2023 Actual	FY 2024 Amended Budget 2023-16	FY 2025 Administrator Recommended
Culture and Recreation					
Chau Ram Park (205)	266,923	277,124	264,022	312,218	395,643
High Falls Park (203)	295,394	311,260	355,282	379,491	404,001
Library (206)	1,022,219	1,022,602	1,093,332	1,143,753	1,183,581
Parks, Recreation and Tourism (202)	258,644	271,798	288,284	473,922	573,309
South Cove Park (204)	285,661	346,013	388,087	403,844	397,495
Total Culture and Recreation	2,128,841	2,228,797	2,389,007	2,713,228	2,954,029
Judicial Services					
Clerk of Court (501)	559,669	610,466	685,536	739,778	754,972
Magistrate (509)	742,749	771,147	820,174	955,019	1,013,510
Probate Court (502)	330,605	285,032	341,719	389,732	394,136
Public Defender (510)	-	-	-	-	-
Solicitor (504)	800,112	758,382	835,906	1,030,085	1,082,962
Total Judicial Services	2,433,135	2,425,027	2,683,335	3,114,614	3,245,580
Health and Welfare					
Department of Social Services (402)	-	-	-	-	-
Health Department (403)	-	-	-	-	-
Veterans' Affairs (404)	192,826	198,407	209,767	215,271	225,323
Total Health and Welfare	192,826	198,407	209,767	215,271	225,323
Economic Development (707)	290,441	273,820	336,022	397,000	352,472
Non-Departmental (709)	-	-	-	-	-
Debt Service Lease Payments	-	-	-	-	-
Other Financing Uses	-	-	-	-	-
Total Expenditures and Other Financing Uses	32,618,774	34,327,393	38,436,841	40,080,332	43,838,943

Operational

Expenditures and Other Financing Uses

Description	FY 2021 Actual	FY 2022 Actual	FY 2023 Actual	FY 2024 Amended Budget 2023-16	FY 2025 Administrator Recommended
General Government					
Salary Increases	-	-	-	-	-
Contingency	-	-	-	-	200,000
	-	-	-	-	200,000
Administrator (717)	74,322	156,044	241,941	131,610	148,000
Assessor (301)	113,169	104,657	121,409	98,650	106,450
Auditor (302)	82,211	95,758	77,101	147,900	152,200
Board of Assessment Appeals (303)	114	71	378	1,250	800
County Attorney (741)	85,198	155,102	124,788	134,555	134,555
County Council (704)	133,460	125,210	154,000	161,583	173,057
Delinquent Tax Collector (305)	208,460	181,507	167,939	193,565	191,865
Facilities Maintenance (714)	793,902	485,825	590,281	540,500	568,150
Finance Office (708)	32,223	57,215	52,574	33,750	33,770
Human Resources (710)	86,990	126,152	119,198	94,950	102,775
Information Technology (711)	429,175	488,473	465,455	636,300	654,850
Legislative Delegation (706)	13,954	12,690	12,077	15,050	13,500
Planning Commission (712)	57,195	46,547	19,518	79,950	48,200
Procurement (713)	20,205	26,301	26,814	31,650	31,115
Register of Deeds (735)	62,792	73,346	80,311	67,620	70,650
Soil and Water Conservation District (716)	30,210	26,672	34,419	38,438	41,138
Treasurer (306)	171,264	157,830	170,389	230,620	217,195
Vehicle Maintenance (721)	84,303	103,082	126,099	127,450	136,800
Voter Registration and Elections (715)	51,949	68,985	94,680	152,192	116,442
Total General Government	2,531,096	2,491,467	2,679,371	2,917,583	2,941,512
Public Safety					
Animal Control (110)	242,771	226,363	275,742	302,000	325,250
Building Codes (702)	131,510	117,673	174,838	291,500	215,500
Communications ((104)	210,932	195,941	222,989	233,050	237,700
Coroner (103)	83,303	53,391	49,336	56,270	59,505
Detention Center (106)	1,281,735	1,356,909	1,547,409	1,509,800	1,579,850
Fire/Emergency Services (107)	812,194	576,652	749,290	596,054	468,100
Sheriff (101)	1,077,605	1,350,221	1,414,719	1,314,850	1,640,850
Total Public Safety	3,840,049	3,877,150	4,434,323	4,303,524	4,526,755
Transportation					
Airport (720)	840,855	1,667,057	1,486,212	2,023,150	2,086,650
Roads and Bridges (601)	536,439	451,421	606,466	608,440	598,650
Total Transportation	1,377,294	2,118,478	2,092,678	2,631,590	2,685,300
Public Works					

Solid Waste (718)	2,957,267	3,171,824	3,686,719	4,076,600	4,284,300
Total Public Works	2,957,267	3,171,824	3,686,719	4,076,600	4,284,300
Culture and Recreation					
Chau Ram Park (205)	147,019	133,993	101,665	101,585	102,585
High Falls Park (203)	157,683	180,421	158,673	153,098	159,298
Library (206)	361,164	403,812	375,611	390,850	399,599
Parks, Recreation and Tourism (202)	328,886	349,053	424,524	410,075	414,280
South Cove Park (204)	233,148	260,012	226,368	233,397	234,947
Total Culture and Recreation	1,227,900	1,327,291	1,286,841	1,289,005	1,310,709
Judicial Services					
Clerk of Court (501)	121,668	130,927	149,765	162,845	158,845
Magistrate (509)	72,757	74,154	100,305	117,560	111,695
Probate Court (502)	29,540	63,284	84,196	60,705	76,550
Public Defender (510)	240,000	250,000	250,000	250,000	275,000
Solicitor (504)	1,888	3,413	3,811	1,500	3,750
Total Judicial Services	465,853	521,778	588,077	592,610	625,840
Health and Welfare					
Department of Social Services (402)	11,435	11,420	10,602	11,600	11,300
Health Department (403)	22,169	69,029	27,785	28,700	28,500
Veterans' Affairs (404)	6,688	6,526	20,981	11,290	17,190
Total Health and Welfare	40,292	86,975	59,368	51,590	56,990
Economic Development (707)	291,517	256,735	306,857	269,024	263,187
Non-Departmental (709)	3,590,154	4,686,257	4,172,565	2,196,180	2,219,000
Debt Service Lease Payments	1,401,748	886,296	822,833	1,035,418	703,820
Other Financing Uses	140,000	1,718,765	149,367	789,000	95,000
Total Expenditures and Other Financing Uses	17,863,170	21,143,016	20,278,999	20,152,124	19,912,413

Oconee County, South Carolina
All Other Revenue
2024-2025 Budget

Account Number	Description	FY 2021 Actual	FY 2022 Actual	FY 2023 Actual	FY 2024 Amended Budget 2023-16	FY 2025 Administrator Recommended
010-080-00805-00190	SC Cares COVID	262,524	22,173	-	-	-
010-080-00805-10290	Gain/Loss on Sales of Forfeited Land	(12,864)	(156,566)	(9,185)	-	-
010-080-00805-10311	Noise Ord Permit Fee	-	50	150	-	-
010-080-00805-10312	Franchise Fee Cable TV	253,187	259,003	263,118	260,000	260,000
010-080-00805-10320	Rent - USDA Building	7,800	7,684	7,800	7,800	7,800
010-080-00805-10321	Rent - Bantam Chef	3,000	3,000	3,000	3,000	3,000
010-080-00805-10340	Miscellaneous Income	97,400	100,542	236,337	100,000	200,000
010-080-00805-10343	Brady Lease Revenue	6,000	-	-	-	-
010-080-00805-10385	Land Sales - Forfeited Land Commission (FLC)	35,576	98,126	17,310	25,000	25,000
010-080-00805-10386	Auditor FLC Processing Fees	2,840	8,060	1,400	1,275	1,275
010-080-00805-10387	Auditor FLC Delinquent Tax Fee	32,020	105,625	18,480	15,000	25,000
010-080-00805-15406	Credit Application Fees	348	(406)	2,262	-	-
010-081-00810-15000	1/2 Pollution Control Fine	-	25,535	9,550	5,000	10,000
010-081-00810-20005	State Aid to Subdivisions	3,040,980	2,326,642	3,930,292	3,500,000	3,686,659
010-081-00810-20060	Flood Control	65,824	45,148	98,621	65,000	100,000
010-081-00810-20065	TNC Act Local Assessment Fees	1,449	4,260	5,475	2,000	6,500
010-081-00810-22950	SCABL On Premise License	24,850	39,750	26,050	25,000	31,000
010-082-00825-00161	Fema Disaster Hurricane	-	-	-	-	-
010-082-00825-00191	FEMA 2020 Tornado	33,999	11,333	-	-	-
010-082-00825-00192	FEMA 2020 Flooding	260,103	86,701	-	-	-
010-082-00830-40030	Federal Owned Land PILT	155,602	181,193	162,502	180,000	180,000
Several	Interest - Administrative Investment Accounts	75,750	-	1,665,781	1,500,000	2,000,000
Total Other Revenue		4,346,388	3,167,853	6,438,943	5,689,075	6,536,234

Other Financing Sources and Uses						
010-090-00170-70230	Transfer From State Accommodations Tax (Fund 230)	46,441	50,456	44,527	50,000	50,000
010-090-00170-70235	Transfer From Local Accommodations Tax (Mountain Lakes CVB LAT Salaries) (Fund 235)	-	-	-	420,000	500,000
010-080-00805-10305	Sale of Capital Assets	-	-	-	-	-
010-080-00805-10300	Non-Capital Sales	-	727	-	-	-
010-080-00170-07190	Insurance Recovery & Health Plan	9,190	138,750	202,032	75,000	100,000
010-090-00180-07191	OFS Insurance Proceeds Prepaid Le	-	5,219	27,258	1,500	25,000
	Proceeds from Capital Lease	-	-	-	-	-
010-090-00170-70017	Transfer From Rock Quarry	750,000	1,000,000	1,000,000	750,000	1,000,000
Total Other Financing Sources and Uses		805,631	1,195,152	1,273,817	1,296,500	1,675,000
Total All other Revenues		5,152,019	4,363,005	7,712,760	6,985,575	8,211,234

**Oconee County, South Carolina
Program Revenue
2024-2025 Budget**

Account Number	Description	FY 2021 Actual	FY 2022 Actual	FY 2023 Actual	FY 2024 Amended Budget 2023-16	FY 2025 Administrator Recommended
010-080-00805-10900	Airport - Hangar Rent	126,368	127,960	136,496	148,802	148,802
010-080-00805-10904	Airport Comm./Mechanic	6,300	6,300	6,300	6,300	6,300
010-080-00805-10905	Tie Down	3,535	3,915	3,610	3,600	4,000
010-080-00805-10906	Airport Miscellaneous	1,132	976	767	1,000	1,000
010-080-00805-10911	Bare Land Lease	2,626	2,743	3,094	2,626	2,626
010-080-00805-10912	Airport - Call Out Fees	20,000	32,550	25,750	25,000	27,000
010-080-00805-10913	Airport - Long-Term Parking Fees	3,690	9,650	7,400	7,500	15,000
010-080-00805-10914	Airport - Ramp Fee	27,953	153,405	86,715	125,000	125,000
010-080-00805-10915	Airport Special Events	750	1,375	-	-	1,000
010-080-00805-10916	Airport Shuttle - SR Solutions	-	1,341	-	-	-
010-080-00805-10980	Airport - Aviation Fuel	237,676	296,796	205,086	340,000	340,000
010-080-00805-10990	Airport - Jet Fuel	1,061,741	1,974,099	1,371,552	2,300,000	2,300,000
Airport Total		1,491,771	2,611,110	1,846,770	2,959,828	2,970,728
010-080-00805-11100	Dog Adoption Fees	6,580	10,660	4,305	10,000	10,000
010-080-00805-11101	Cat Adoption Fees	28,345	18,940	19,525	20,000	21,000
010-080-00805-11103	Animal Boarding Fees	120	270	250	1,000	-
010-080-00805-11106	Animal Control Miscellaneous Revenue	19,115	17,532	14,932	15,000	15,000
Animal Control Total		54,160	47,402	39,012	46,000	46,000
010-080-00805-11703	Map Copies Assessor	484	1,549	-	500	1,500
Assessor Total		484	1,549	-	500	1,500
010-080-00805-13700	Building Codes	1,333,492	1,458,453	1,703,103	2,000,000	1,750,000
010-080-00805-13701	Building Codes Mobile Home Fees	22,705	23,590	22,890	22,000	25,000
010-080-00805-13705	Building Codes Plan Review Fees	162,284	92,761	176,682	175,000	175,000
010-080-00805-13706	Subdivision Plan Review Fees	5,800	4,750	13,635	20,000	25,000
010-080-00805-13723	Code Book Revenues	-	325	1,200	-	1,000
010-080-00805-60735	One Stop Recording Fees	6,915	6,425	6,000	5,000	7,000
Building Codes Total		1,531,196	1,586,304	1,923,510	2,222,000	1,983,000
010-080-00805-00205	Chau Ram Park	79,302	85,946	66,512	85,000	85,000
Chau Ram Park Total		79,302	85,946	66,512	85,000	85,000
010-080-00805-11900	Clerk of Court	195,494	198,619	231,440	225,000	235,000
010-080-00805-16020	Master in Equity	5,740	6,585	7,485	7,000	8,000
010-081-00810-21900	Clerk of Court Supplement	1,575	1,575	15,000	15,000	15,000
Clerk of Court Total		202,809	206,779	253,925	247,000	258,000
010-081-00810-21200	Coroner Supplement	1,575	1,575	1,575	15,000	15,000
Coroner Total		1,575	1,575	1,575	15,000	15,000
010-080-00805-10285	Tax Sale Fees	268,720	221,694	207,104	250,000	250,000
010-080-00805-12501	Tax Collector Fees	54,510	37,408	42,560	50,000	50,000
Delinquent Tax Total		323,230	259,102	249,664	300,000	300,000
010-082-00830-25500	Department of Social Services	27,985	18,416	38,514	50,000	95,000
Department of Social Services Total		27,985	18,416	38,514	50,000	95,000
010-080-00805-00203	High Falls Park	220,987	220,798	261,970	225,000	250,000
010-080-00805-62051	Fairplay Recreation Area Revenue	3,787	3,092	-	-	-
010-080-00805-62052	Lawrence Bridge Rec Area Revenue	3,505	2,512	-	-	-
010-080-00805-62053	Mullins Ford Rec Area Revenue	445	336	-	-	-
010-080-00805-62054	Choestoea Landing Revenue	1,721	962	-	-	-
010-080-00805-62055	Port Bass Landing Revenue	-	-	-	-	-
010-080-00805-62056	Seneca Creek Landing Revenue	2,543	1,095	-	-	-
010-080-00805-62057	South Union Landing Revenue	487	333	-	-	-

**Oconee County, South Carolina
Program Revenue
2024-2025 Budget**

Account Number	Description	FY 2021 Actual	FY 2022 Actual	FY 2023 Actual	FY 2024 Amended Budget 2023-16	FY 2025 Administrator Recommended
High Falls Park Total		233,475	229,128	261,970	225,000	250,000
010-080-00805-11000	Library Fines and Fees	11,610	13,262	12,402	15,000	15,000
Library Total		11,610	13,262	12,402	15,000	15,000
010-080-00805-16001	Magistrate Fines	239,193	255,207	316,815	300,000	320,000
010-080-00805-16002	Magistrate Court Fees	1,371	2,729	307	-	1,500
010-080-00805-16003	Magistrate Civil Paper Fees	85,401	84,196	91,163	90,000	93,500
010-080-00805-16004	25% Boating Fines Retained	1,049	1,192	1,145	1,100	1,500
010-080-00805-16016	Litter Fines (90% GF)	1,004	559	1,476	1,500	1,500
010-080-00805-16030	Magistrate Collection Cost	2,631	2,660	2,826	2,500	2,800
Magistrate Total		330,649	346,543	413,732	395,100	420,800
010-080-00805-13724	Land Use Appeals - Planning	2,850	4,250	3,500	3,500	7,000
010-080-00805-13724	Planning Documents	-	6,378	-	-	-
010-080-00805-10370	Communication Tower Fees	36,000	53,000	25,000	32,000	25,000
010-080-00805-13753	Zoning Permit Fees	25,035	28,850	30,775	30,000	28,000
Planning Total		63,885	92,478	59,275	65,500	60,000
010-080-00805-12301	Probate Judge Estates	179,141	197,607	131,770	150,000	155,000
010-080-00805-12302	Probate Judge Advertising	151,792	140,144	158,100	165,000	150,000
010-080-00805-12304	Probate Judge Marriage Licenses	10,813	9,085	19,852	12,500	21,000
010-080-00805-12305	Probate Judge Returns	350	360	120	350	160
010-080-00805-12306	Miscellaneous - Probate Judge	15,420	29,992	40,451	35,000	56,000
010-080-00805-12307	Probate Judge Marriage Certificates	5,283	6,417	6,139	6,000	6,500
010-080-00805-12308	Probate Judge Marriage Ceremony	3,550	4,292	4,465	4,000	8,000
010-081-00810-22300	Probate Judge Supplement	1,575	1,575	15,000	15,000	15,000
Probate Judge Total		367,924	389,472	375,897	387,850	411,660
010-080-00805-14100	Register of Deeds	1,437,784	1,734,133	1,372,839	1,700,000	1,850,000
010-080-00805-11902	3% State Document Fee	74,867	96,778	73,294	85,000	70,000
010-081-00810-21400	Register of Deeds Supplement	1,575	1,575	1,575	15,000	15,000
Register of Deeds Total		1,514,226	1,832,486	1,447,708	1,800,000	1,935,000
010-080-00805-10601	Encroachment Fees - Roads and Bridges	31,959	24,642	31,748	30,000	35,000
010-080-00805-60003	Storm Water Assistance Fund	5,715	8,463	7,077	7,000	7,000
010-080-00805-60105	Sign Fees - Roads and Bridges	5,044	3,043	2,541	6,000	2,500
Road Department Total		42,718	36,148	41,366	43,000	44,500
010-080-00805-00900	Sheriff-Voluntary Extra Duty Pay	80,122	142,980	176,512	80,000	185,000
010-080-00805-10400	Sheriff Civil Fees	7,495	7,585	7,435	7,500	8,500
010-080-00805-10401	Miscellaneous - Sheriff	43,263	23,787	2,714	20,000	7,000
010-080-00805-16024	Litter Fine In Lieu of Pickup	720	480	480	-	250
010-081-00810-20400	Sheriff Supplement	1,575	1,575	15,000	15,000	15,000
010-081-00810-60460	Resource Officer Reimbursement	662,901	547,458	594,975	790,475	886,696
010-082-00830-25600	Sheriff Title IVD Service of Process	4,472	8,976	-	9,500	9,500
Sheriff's Total		800,548	732,841	797,116	922,475	1,111,946
010-080-00805-20800	Soil and Water	6,139	6,139	6,139	6,139	6,139
Soil and Water Total		6,139	6,139	6,139	6,139	6,139
010-080-00805-10504	Worthless Checks	3,116	2,050	2,009	3,000	2,000
010-081-00810-74700	State Funding for 2 Employees	-	-	-	154,120	158,744
010-080-00805-16006	Solicitor's Traffic Education	38	153	573	-	500
Solicitor Total		3,154	2,203	2,582	157,120	161,244
010-080-00805-14904	Solid Waste Impact Fee for Tires	13,120	14,795	11,903	13,000	13,000
010-080-49807-14900	Solid Waste Tipping Fees	2,192,086	2,497,785	2,671,576	2,650,000	2,800,000

**Oconee County, South Carolina
Program Revenue
2024-2025 Budget**

Account Number	Description	FY 2021 Actual	FY 2022 Actual	FY 2023 Actual	FY 2024 Amended Budget 2023-16	FY 2025 Administrator Recommended
010-080-49807-14902	Solid Waste - Recyclables	211,554	579,530	309,846	250,000	350,000
010-080-49807-14910	Solid Waste - Mulch Sales	-	-	-	-	-
010-081-00810-14904	Impact Fee For Tires	43,627	33,187	58,562	45,000	50,000
Solid Waste Total		2,460,387	3,125,297	3,051,887	2,958,000	3,213,000
010-080-00805-00204	South Cove Park	458,375	439,026	434,854	460,000	460,000
South Cove Park Total		458,375	439,026	434,854	460,000	460,000
010-080-00805-00306	PRT Season Pass/Treasurer	850	815	365	500	500
010-080-00805-10310	Vehicle Decal Fees	72,790	71,256	73,895	72,000	76,000
Treasurer Total		73,640	72,071	74,260	72,500	76,500
010-080-00805-12032	Vehicle Maintenance Labor Reimbursement	1,110	-	-	-	-
Vehicle Maintenance Total		1,110	-	-	-	-
010-081-00810-25900	Veterans' Affairs State Aid	5,478	5,615	5,784	5,456	5,478
Veterans' Affairs Total		5,478	5,615	5,784	5,456	5,478
010-081-00810-21300	Registration Board	6,750	7,500	7,500	6,750	7,500
010-081-00825-97715	SC State Election Reimb Revenue	82,194	41,711	36,986	75,000	85,000
Voters Registration Total		88,944	49,211	44,486	81,750	92,500
Grand Total of Program Revenue		10,174,774	12,190,103	11,448,940	13,520,218	14,017,995

**Oconee County, South Carolina
Property Taxes
2024-2025 Budget**

Description	FY 2021 Actual	FY 2022 Actual	Fy 2023 Actual	FY 2024 Budget Amendment 2024-11	FY 2025 Administrator Recommended
Real Estate	30,068,275	32,066,346	31,952,412	30,256,000	30,000,000
Vehicle	2,748,336	2,779,580	2,966,431	2,900,000	2,701,834
Watercraft	608,325	854,142	923,216	835,000	915,000
Homestead Exemption	1,218,039	1,227,940	1,182,726	1,227,940	937,000
BMW	6,227	6,222	5,124	6,500	4,750
Fee-In-Lieu	1,942,456	1,950,080	2,267,197	2,100,000	2,350,000
Merchants Inventory	75,043	75,043	75,043	75,000	75,043
Heavy Equipment Rental Fee	-	-	6,558	-	20,000
Motor Carrier	403,561	485,822	478,912	350,000	400,000
Manufacturer's Exemption	333,722	348,167	217,712	336,000	336,000
Manufacturer PVE Reimb	69,431	87,722	391,861	400,000	400,000
County Penalty	166,019	168,244	189,788	160,000	189,000
Delinquent	891,793	1,425,008	983,004	1,150,000	1,150,000
Total Property Taxes	38,531,227	41,474,316	41,639,984	39,796,440	39,478,627

Description	FY 2021 Budget	FY 2022 Budget	FY 2023 Budget	FY 2024 Budget Amendment 2024-11	FY 2025 Administrator Recommended
Real Estate	33,445,671	33,757,132	36,135,450	30,256,000	30,000,000
Vehicle	2,500,000	2,635,000	2,725,000	2,900,000	2,701,834
Watercraft	-	700,000	825,000	835,000	915,000
Homestead Exemption	1,000,000	1,200,000	1,200,000	1,227,940	937,000
BMW	3,316	7,500	6,500	6,500	4,750
Fee-In-Lieu	1,750,000	1,800,000	1,900,000	2,100,000	2,350,000
Merchants Inventory	64,001	75,000	75,000	75,000	75,043
Heavy Equipment Rental Fee	-	-	-	-	20,000
Motor Carrier	170,753	170,753	170,753	350,000	400,000
Manufacturer's Exemption	300,000	336,000	336,000	336,000	336,000
Manufacturer PVE Reimb	-	70,000	70,000	400,000	400,000
County Penalty	150,000	150,000	150,000	160,000	189,000
Delinquent	650,000	900,000	900,000	1,150,000	1,150,000
Total Property Taxes	40,033,741	41,801,385	44,493,703	39,796,440	39,478,627

Millage	63.9	63.9	60.9	46.8	47.8
Increase/(Decrease) Per Year		-	(3.0)	(14.1)	1.0
Allowable Mill Capture		1.94%	5.42%	9.08%	
Difference in Percentage		2.48%	1.02%	-19.64%	5.44%
					8.94%

**Oconee County, South Carolina
Intergovernmental
2024-2025 Budget**

Account Number	Description	FY 2021 Actual	FY 2022 Actual	FY 2023 Actual	FY 2024 Budget Amendment 2024-11	FY 2025 Administrator Recommended
010-081-00810-14904	Impact Fee For Tires	43,627	33,187	58,562	45,000	50,000
010-081-00810-15000	1/2 Pollution Control Fine	-	25,535	9,550	5,000	10,000
010-081-00810-20005	State Aid to Subdivisions	3,040,980	2,326,642	3,930,292	3,500,000	3,686,659
010-081-00810-20060	Flood Control	65,824	45,148	98,621	65,000	100,000
010-081-00810-20065	TNC Act Local Assessment Fees	1,449	4,260	5,475	2,000	6,500
010-081-00810-20400	Sheriff Supplement	1,575	1,575	15,000	15,000	15,000
010-081-00810-21200	Coroner Supplement	1,575	1,575	1,575	15,000	15,000
010-081-00810-21300	Registration Board	6,750	7,500	7,500	6,750	7,500
010-081-00810-21400	Register of Deeds Supplement	1,575	1,575	1,575	15,000	15,000
010-081-00810-21900	Clerk of Court Supplement	1,575	1,575	15,000	15,000	15,000
010-081-00810-22300	Probate Judge Supplement	1,575	1,575	15,000	15,000	15,000
010-081-00810-22950	SCABL On Premise License	24,850	39,750	26,050	25,000	31,000
010-081-00810-25900	Veterans' Affairs State Aid	5,478	5,615	5,784	5,456	5,478
010-081-00810-60460	Resource Officer Reimbursement	662,901	547,458	594,975	790,475	886,696
010-081-00810-74701	Salary Reimb - Magistrate	-	-	-	-	32,500
010-081-00825-97715	SC State Election Reimb Revenue	82,194	41,711	36,986	75,000	85,000
010-082-00825-00191	FEMA 2020 Tornado	33,999	11,333	-	-	-
010-080-00805-00190	SC Cares COVID	262,524	22,173	-	-	-
010-082-00825-00192	FEMA 2020 Flooding	260,103	86,701	-	-	-
010-082-00830-25500	Department of Social Services	27,985	18,416	38,514	50,000	95,000
010-082-00825-00021	Hurricane Florence	-	30,023	-	-	-
010-080-00805-17799	City/Town Election Reimb	-	2,179	-	-	11,000
010-080-00870-76023	MPVE	-	1,442,518	-	-	-
010-082-00830-25600	Sheriff Title IVD Service of Process	4,472	8,976	-	9,500	9,500
010-082-00830-40030	Federal Owned Land PILT	155,602	181,193	162,502	180,000	180,000
Total	Total Intergovernmental	4,686,613	4,888,193	5,022,961	4,834,181	5,271,833

**Oconee County, South Carolina
License, Permits, & Fees
2024-2025 Budget**

Account Number	Description	FY 2021 Actual	FY 2022 Actual	FY 2023 Actual	FY 2024 Budget Amendment 2024-11	FY 2025 Administrator Recommended
010-080-00805-10285	Tax Sale Fees	268,720	221,694	207,104	250,000	250,000
010-080-00805-10310	Vehicle Decal Fees	72,790	71,256	73,895	72,000	76,000
010-080-00805-10311	Noise Ord Permit Fee	-	50	150	-	-
010-080-00805-10312	Franchise Fee Cable TV	253,187	259,003	263,118	260,000	260,000
010-080-00805-10370	Communication Tower Fees	36,000	53,000	25,000	32,000	25,000
010-080-00805-10400	Sheriff Civil Fees	7,495	7,585	7,435	7,500	8,500
010-080-00805-10504	Worthless Checks	3,116	2,050	2,009	3,000	2,000
010-080-00805-10601	Encroachment Fees - Roads and Bridges	31,959	24,642	31,748	30,000	35,000
010-080-00805-10915	Airport Special Events	750	1,375	-	-	1,000
010-080-00805-10916	Airport Shuttle - SR Solutions	-	1,341	-	-	-
010-080-00805-11000	Library Fines and Fees	11,610	13,262	12,402	15,000	15,000
010-080-00805-11100	Dog Adoption Fees	6,580	10,660	4,305	10,000	10,000
010-080-00805-11101	Cat Adoption Fees	28,345	18,940	19,525	20,000	21,000
010-080-00805-11103	Animal Boarding Fees	120	270	250	1,000	-
010-080-00805-11703	Map Copies Assessor	484	1,549	-	500	1,500
010-080-00805-11900	Clerk of Court	195,494	198,619	231,440	225,000	235,000
010-080-00805-11902	3% State Document Fee	74,867	96,778	73,294	85,000	70,000
010-080-00805-12032	Vehicle Maintenance Labor Reimbursement	1,110	-	-	-	-
010-080-00805-12301	Probate Judge Estates	179,141	197,607	131,770	150,000	155,000
010-080-00805-12302	Probate Judge Advertising	151,792	140,144	158,100	165,000	150,000
010-080-00805-12304	Probate Judge Marriage Licenses	10,813	9,085	19,852	12,500	21,000
010-080-00805-12305	Probate Judge Returns	350	360	120	350	160
010-080-00805-12307	Probate Judge Marriage Certificates	5,283	6,417	6,139	6,000	6,500
010-080-00805-12308	Probate Judge Marriage Ceremony	3,550	4,292	4,465	4,000	8,000
010-080-00805-12501	Tax Collector Fees	54,510	37,408	42,560	50,000	50,000
010-080-00805-13700	Building Codes	1,333,492	1,458,453	1,703,103	2,000,000	1,750,000
010-080-00805-13701	Building Codes Mobile Home Fees	22,705	23,590	22,890	22,000	25,000
010-080-00805-13705	Building Codes Plan Review Fees	162,284	92,761	176,682	175,000	175,000
010-080-00805-13706	Subdivision Plan Review Fees	5,800	4,750	13,635	20,000	25,000
010-080-00805-13708	Code Book Revenues- Building Codes	-	325	1,200	-	1,000
010-080-00805-13723	LP Documents - Planning	-	6,378	-	-	-
010-080-00805-13724	Land Use Appeals - Planning	2,850	4,250	3,500	3,500	7,000
010-080-00805-13753	Zoning Permit Fees	25,035	28,850	30,775	30,000	28,000
010-080-00805-14100	Register of Deeds	1,437,784	1,734,133	1,372,839	1,700,000	1,850,000
010-080-00805-14904	Solid Waste Impact Fee for Tires	13,120	14,795	11,903	13,000	13,000
010-080-00805-15406	Credit Application Fees	348	(406)	2,262	-	-
010-080-00805-16002	Magistrate Court Fees	1,371	2,729	307	-	1,500
010-080-00805-16003	Magistrate Civil Paper Fees	85,401	84,196	91,163	90,000	93,500
010-080-00805-16030	Magistrate Collection Cost	2,631	2,660	2,826	2,500	2,800
010-080-00805-60105	Sign Fees - Roads and Bridges	5,044	3,043	2,541	6,000	2,500
010-080-00805-60735	One Stop Recording Fees	6,915	6,425	6,000	5,000	7,000
010-080-49807-14900	Solid Waste Tipping Fees	2,192,086	2,497,785	2,671,576	2,650,000	2,800,000
Total	Total License, Permits, and Fees	6,694,932	7,342,104	7,427,883	8,115,850	8,181,960

**Oconee County, South Carolina
Fines & Forfeitures
2024-2025 Budget**

Account Number	Description	FY 2021 Actual	FY 2022 Actual	FY 2023 Actual	FY 2024 Budget Amendment 2024-11	FY 2025 Administrator Recommended
010-080-00805-16001	Magistrate Fines	239,193	255,207	316,815	300,000	320,000
010-080-00805-16004	25% Boating Fines Retained	1,049	1,192	1,145	1,100	1,500
010-080-00805-16006	Solicitor's Traffic Education	38	153	573	-	500
010-080-00805-16016	Litter Fines (90% GF)	1,004	559	1,476	1,500	1,500
010-080-00805-16024	Litter Fine In Lieu of Pickup	720	480	480	-	250
Total	Total Fines and Forfeitures	242,004	257,591	320,489	302,600	323,750

**Oconee County, South Carolina
Charges for Services
2024-2025 Budget**

Account Number	Description	FY 2021 Actual	FY 2022 Actual	FY 2023 Actual	FY 2024 Budget Amendment 2024-11	FY 2025 Administrator Recommended
010-080-00805-00203	High Falls Park	220,987	220,798	261,970	225,000	250,000
010-080-00805-00204	South Cove Park	458,375	439,026	434,854	460,000	460,000
010-080-00805-00205	Chau Ram Park	79,302	85,946	66,512	85,000	85,000
010-080-00805-00306	PRT Season Pass/Treasurer	850	815	365	500	500
010-080-00805-00950	Sheriff-Voluntary Extra Duty Pay	80,122	142,980	176,512	80,000	185,000
010-080-00805-10900	Airport - Hangar Rent	126,368	127,960	136,496	148,802	148,802
010-080-00805-10904	Airport Comm./Mechanic	6,300	6,300	6,300	6,300	6,300
010-080-00805-10905	Tie Down	3,535	3,915	3,610	3,600	4,000
010-080-00805-10906	Airport Miscellaneous	1,132	976	767	1,000	1,000
010-080-00805-10911	Bare Land Lease	2,626	2,743	3,094	2,626	2,626
010-080-00805-10912	Airport - Call Out Fees	20,000	32,550	25,750	25,000	27,000
010-080-00805-10913	Airport - Long-Term Parking Fees	3,690	9,650	7,400	7,500	15,000
010-080-00805-10914	Airport - Ramp Fee	27,953	153,405	86,715	125,000	125,000
010-080-00805-10980	Airport - Aviation Fuel	237,676	296,796	205,086	340,000	340,000
010-080-00805-10990	Airport - Jet Fuel	1,061,741	1,974,099	1,371,552	2,300,000	2,300,000
010-080-00805-62051	Fairplay Recreation Area Revenue	3,787	3,092	-	-	-
010-080-00805-62052	Lawrence Bridge Rec Area Revenue	3,505	2,512	-	-	-
010-080-00805-62053	Mullins Ford Rec Area Revenue	445	336	-	-	-
010-080-00805-62054	Choestoea Landing Revenue	1,721	962	-	-	-
010-080-00805-62055	Port Bass Landing Revenue	-	-	-	-	-
010-080-00805-62056	Seneca Creek Landing Revenue	2,543	1,095	-	-	-
010-080-00805-62057	South Union Landing Revenue	487	333	-	-	-
010-080-49807-14902	Solid Waste - Recyclables	211,554	579,530	309,846	250,000	350,000
010-080-49807-14910	Solid Waste - Mulch Sales	-	-	-	-	-
Total	Total Charges for Services	2,554,699	4,085,819	3,096,829	4,060,328	4,300,228

**Oconee County, South Carolina
Interest and Investment Income
2024-2025 Budget**

Account Number	Description	FY 2021 Actual	FY 2022 Actual	FY 2023 Actual	FY 2024 Budget Amendment 2024-11	FY 2025 Administrator Recommended
Multiple Account Numbers	Interest - Administrative Investment Accounts	75,750	-	1,665,781	1,500,000	2,000,000
Total	Total Interest and Investment Income	75,750	-	1,665,781	1,500,000	2,000,000

LGIP AVG MONTHLY INTEREST RATE									
MONTH	FY	FY	FY	FY	FY	FY	FY	FY	FY
	2016	2017	2018	2019	2020	2021	2022	2023	2024
JULY	0.28	0.71	1.08	2.07	2.42	0.50	0.11	1.72	5.42
AUGUST	0.30	0.70	1.06	2.10	2.28	0.34	0.10	2.32	5.59
SEPTEMBER	0.35	0.78	1.08	2.09	2.18	0.28	0.10	2.62	5.60
OCTOBER	0.40	0.77	1.10	2.26	2.08	0.21	0.10	3.24	5.64
NOVEMBER	0.39	0.78	1.12	2.31	1.92	0.17	0.11	3.94	5.68
DECEMBER	0.49	0.86	1.24	2.39	1.84	0.16	0.14	4.32	5.68
JANUARY	0.57	0.90	1.35	2.43	1.81	0.16	0.15	4.57	5.61
FEBRUARY	0.63	0.92	1.44	2.43	1.74	0.14	0.17	4.75	5.66
MARCH	0.70	0.97	1.68	2.47	1.58	0.13	0.34	4.85	
APRIL	0.67	1.01	1.88	2.45	1.40	0.13	0.52	5.10	
MAY	0.69	1.01	1.94	2.41	1.00	0.11	0.87	5.27	
JUNE	0.70	1.07	2.01	2.30	0.76	0.09	1.26	5.35	

**Oconee County, South Carolina
Miscellaneous and Other
2024-2025 Budget**

Account Number	Description	FY 2021 Actual	FY 2022 Actual	FY 2023 Actual	FY 2024 Budget Amendment 2024-11	FY 2025 Administrator Recommended
010-080-00805-10290	Gain/Loss on Sales of Forfeited Land	(12,864)	(156,566)	(9,185)	-	-
010-080-00805-10320	Rent - USDA Building	7,800	7,684	7,800	7,800	7,800
010-080-00805-10321	Rent - Bantam Chef	3,000	3,000	3,000	3,000	3,000
010-080-00805-10340	Miscellaneous Income	97,400	100,542	236,337	100,000	200,000
010-080-00805-10343	Brady Lease Revenue	6,000	-	-	-	-
010-080-00805-10385	Land Sales - Forfeited Land Commission (FLC)	35,576	98,126	17,310	25,000	25,000
010-080-00805-10386	Auditor FLC Processing Fees	2,840	8,060	1,400	1,275	1,275
010-080-00805-10387	Auditor FLC Delinquent Tax Fee	32,020	105,625	18,480	15,000	25,000
010-080-00805-10401	Miscellaneous - Sheriff	43,263	23,787	2,714	20,000	7,000
010-080-00805-11106	Animal Control Miscellaneous Revenue	19,115	17,532	14,932	15,000	15,000
010-080-00805-12306	Miscellaneous - Probate Judge	15,420	29,992	40,451	35,000	56,000
010-080-00805-16020	Master in Equity	5,740	6,585	7,485	7,000	8,000
010-080-00805-20800	Soil and Water	6,139	6,139	6,139	6,139	6,139
010-080-00805-60003	Storm Water Assistance Fund	5,715	8,463	7,077	7,000	7,000
	GASB Lease Adjustments	-	1,859	-	-	-
Total	Total Miscellaneous and Other	267,164	260,828	353,940	242,214	361,214

Oconee County, South Carolina
Other Financing Sources and Use of General Fund Balance
2024-2025 Budget

Account Number	Description	FY 2021 Actual	FY 2022 Actual	FY 2023 Actual	FY 2024 Budget Amendment 2024-11	FY 2025 Administrator Recommended
010-090-00170-70013	Transfer From Special Revenues (013)	-	44,144	7,449	-	-
010-090-00170-70017	Transfer From Rock Quarry	750,000	1,000,000	1,000,000	750,000	1,000,000
010-090-00170-70230	Transfer From State Accommodations Tax (Fund 230)	46,441	50,456	44,527	50,000	50,000
010-090-00170-70235	Transfer From Local Accommodations Tax (Mountain Lakes CVB LAT Salaries) (Fund 235)	-	-	-	420,000	500,000
010-081-00810-74700	Circuit Solicitors Extra State Funding (FY2022 - 2 Employees)	-	-	-	154,120	158,744
010-080-00805-10305	Sale of Capital Assets	-	-	-	-	-
010-080-00805-10300	Non-Capital Sales	-	727	-	-	-
010-080-00170-07190	Insurance Recovery & Health Plan	9,190	138,750	202,032	75,000	100,000
010-090-00180-07191	OFS Insurance Proceeds Prepaid Legal	-	5,219	27,258	1,500	25,000
	Lease Principal	-	294,654	-	-	-
010-080-00170-07180	Proceeds from Capital Lease	-	1,359,734	-	-	-
		805,631	2,893,684	1,281,266	1,450,620	1,833,744

Use of General Fund Balance						
Account Number	Description	FY 2021 Actual	FY 2022 Actual	FY 2023 Amended Budget	FY 2014 Council Approved	FY 2025 Budget Worksheet for Departments
	Use of Fund Balance - Airport Grant	-	-	384,056	-	-
Total	Total Other Financing Sources	-	-	384,056	-	-
	Total of OFS	805,631	2,893,684	1,665,322	1,450,620	1,833,744

**Oconee County, South Carolina
Fees Schedule
2023-2024 Budget**

Description	Rate	FY 2024 Amended Fees	FY 2025 Fees
General County Fees			
(Applicable to all departments, unless otherwise noted within the Departmental Fees below.)			
Copies			
8.5 X 11	Per Page	\$0.50	\$0.50
8.5 X 14	Per Page	\$0.50	\$0.50
11 X 17	Per Page	\$0.75	\$0.75
County Road Maps			
County Road Map (Less Than 50)	Per Map	\$2.00	\$2.00
	Per Map	\$1.50	\$1.50
Noise Ordinance Permit Fee	Per Event	\$50.00	\$50.00
Departmental Fees			
Airport			
T-Hanger Rental Rates	Per Month	\$185.00	\$185.00
1998 T-Hangars A, B, and Box D (27)	Per Month	\$250.00	\$250.00
New T-Hangars E (8)	Per Month	\$300.00	\$300.00
Aircraft Tie-Down Rate	Per Month	\$30.00	\$30.00
Long-Term Parking Fee	Per Month, Per Vehicle	\$30.00	\$30.00
After Hour Callout Fee - With purchase of fuel	Minimum of 100 gallons	\$150.00	\$150.00
After Hour Callout Fee - No purchase of fuel	Per Callout	\$250.00	\$250.00
GPU (Ground Power Unit)	Per Hour	\$75.00	\$75.00
Event Fee		\$25.00 Single Engine \$50.00 Multi Engine \$100.00 Jet Aircraft	\$25.00 Single Engine \$50.00 Multi Engine \$100.00 Jet Aircraft
		Aircraft above 20,000 pounds gross weight event fees revert to Tier Fee schedule.	Aircraft above 20,000 pounds gross weight event fees revert to Tier Fee schedule.
Ramp Fee -			
Tier 1 (100,000 - 20,000 Pounds)		100 Gallons/Top Off or \$100.00	100 Gallons/Top Off or \$100.00
		\$15.00 per night after 48 hours	\$15.00 per night after 48 hours
Tier 2 (20,000 - 30,000 Pounds)		200 Gallons or \$200.00	200 Gallons or \$200.00
		\$35.00 per night after 48 hours	\$35.00 per night after 48 hours
Tier 3 (30,000 - 40,000 Pounds)		300 gallons or \$300.00	300 gallons or \$300.00
		\$50.00 per night after 48 hours	\$50.00 per night after 48 hours
Airport customers with an Oconee Airport based corporate aircraft who purchase 150 or more gallons of Jet A fuel at one time will receive a \$0.10 per gallon discount off the County Airport's normal retail price for the Jet A Fuel.		N/A	N/A
Airport customers who purchase 200 gallons or more of Jet A Fuel at one time will receive a \$0.10 per gallon discount off the County Airport's normal retail price for the Jet A Fuel.		\$0.10 reduction for 250 gallons or more Jet-A	\$0.10 reduction for 200 gallons or more Jet-A
Animal Control			
Dog Adoption Fee	Per Dog	\$25 - \$125	\$25 - \$125
Cat Adoption Fee	Per Cat	\$25 - \$125	\$25 - \$125
Horse Adoption Fee	Per Horse	\$100 - \$200	\$100 - \$200
Quarantine Fee	10 Days	\$60.00	\$60.00
Owner Pick-Up Fee - Cat or Dog		\$10.00	\$10.00
Owner Pick-Up Fee - Large Animal		\$20.00	\$20.00
Boarding Fee - Cat or Dog	Per Day	\$10.00	\$10.00
Boarding Fee - Large Animal	Per Day	\$20.00	\$20.00
Vaccine(s) - Misc	Per Vaccine	\$10.00	\$10.00
Dewormed - Misc		\$10.00	\$10.00
Heartworm Test - Misc		\$10.00	\$15.00
Microchip Fee - Misc		\$15.00	\$15.00
Assessor/GIS			

**Oconee County, South Carolina
Fees Schedule
2023-2024 Budget**

Description	Rate	FY 2024 Amended Fees	FY 2025 Fees
Custom Production -		\$35.00	\$40.00 for 1st Hour + \$20.00 per addition half hour
Custom Scan and Prints		\$35.00	\$40.00 for 1st Hour + \$20.00 per addition half hour
GIS A - 8.5 X 11		\$3.00	\$3.00
GIS B - 11 X 17		\$5.00	\$5.00
GIS C - 18 X 24		\$10.00	\$10.00
GIS D - 24 X 36		\$15.00	\$15.00
GIS E - 36 X 48		\$20.00	\$20.00
GIS A - 8.5 X 11 (Aerial Imagery)		\$5.00	\$5.00
GIS B - 11 X 14 (Aerial Imagery)		\$0.00	\$0.00
GIS B - 11 X 17 (Aerial Imagery)		\$10.00	\$10.00
GIS C - 18 X 24 (Aerial Imagery)		\$15.00	\$15.00
GIS D - 24 X 36 (Aerial Imagery)		\$20.00	\$20.00
GIS E - 36 X 48 (Aerial Imagery)		\$25.00	\$25.00
Tax Map Grid with Roads		\$10.00	\$10.00
Voting Precincts and Council Districts		\$0.00	\$0.00
Assessor/GIS Continued			
<i>(See Section 10 of Provisos to the Oconee County Budget for this year)</i>			
All Buildings, Demolition, and Mechanical Trades \$10,000 or Less		\$50.00	\$50.00
All Buildings, Demolition, and Mechanical Trades \$10,000 and Up		\$75.00 + \$4.00 for each additional \$1,000 or fraction thereof	\$75.00 + \$4.00 for each additional \$1,000 or fraction thereof
Farm Exempt Structures		\$50.00	\$50.00
Manufactured Homes			
Set-Up Permit (Includes County Decal)		\$100.00	\$100.00
Decal Only		\$20.00	\$20.00
Manufactured Home De-Title Fee		\$50.00	\$50.00
Manufactured Home Moving Permit		\$40.00	\$40.00
Other Permits			
Moving Permits (Structures Other Than Manufactured Homes)		\$100.00	\$100.00
Penalties			
<i>(Where work for which a permit is required by this Ordinance is started prior to obtaining said permit, the applicable fee shall be doubled.)</i>			
Re-Inspection Fee - Shall be charged if an inspection is scheduled and the work is not ready when the inspector arrives.		\$75.00	\$75.00
Stop Work Order Fee - Shall be charged if the inspector issues a stop work order.		\$50.00	\$50.00
Commercial Plan Review Fee		1/2 of building permit fee	1/2 of building permit fee
Pre-Bound Document - Less Than 50 Pages		\$5.00	\$5.00
Pre-Bound Document - Greater Than 50 Pages	Per Page	\$5.00 + \$0.25 per page	\$5.00 + \$0.25 per page
Documents on CD		\$1.00	\$1.00
Maps - 8.5 X 11	Each	\$3.00	\$3.00
Maps - 18 X 24	Each	\$6.00	\$6.00
Maps - 24 X 36	Each	\$8.00	\$8.00
Maps - 36 X 48	Each	\$10.00	\$10.00
Custom Mapping - Planning and Zoning Projects Only	Per Hour	\$35.00	\$35.00
Building Codes			
<i>(See Section 10 of Provisos to the Oconee County Budget for this year)</i>			
All Buildings, Demolition, and Mechanical Trades \$10,000 or Less		\$50.00	\$50.00
All Buildings, Demolition, and Mechanical Trades \$10,000 and Up		\$75.00 + \$4.00 for each additional \$1,000 or fraction thereof	\$75.00 + \$4.00 for each additional \$1,000 or fraction thereof
Farm Exempt Structures		\$50.00	\$50.00
Manufactured Homes			
Set-Up Permit (Includes County Decal)		\$100.00	\$100.00
Decal Only		\$20.00	\$20.00
Manufactured Home De-Title Fee		\$50.00	\$50.00
Manufactured Home Moving Permit		\$40.00	\$40.00
Other Permits			

**Oconee County, South Carolina
Fees Schedule
2023-2024 Budget**

Description	Rate	FY 2024 Amended Fees	FY 2025 Fees
Moving Permits (Structures Other Than Manufactured Homes)		\$100.00	\$100.00
Penalties <i>(Where work for which a permit is required by this Ordinance is started prior to obtaining said permit, the applicable fee shall be doubled.)</i>			
Re-Inspection Fee - Shall be charged if an inspection is scheduled and the work is not ready when the inspector arrives.		\$75.00	\$75.00
Stop Work Order Fee - Shall be charged if the inspector issues a stop work order.		\$50.00	\$50.00
Commercial Plan Review Fee		1/2 of building permit fee	1/2 of building permit fee
Pre-Bound Document - Less Than 50 Pages		\$5.00	\$5.00
Pre-Bound Document - Greater Than 50 Pages	Per Page	\$5.00 + \$0.25 per page	\$5.00 + \$0.25 per page
Documents on CD		\$1.00	\$1.00
Maps - 8.5 X 11	Each	\$3.00	\$3.00
Maps - 18 X 24	Each	\$6.00	\$6.00
Maps - 24 X 36	Each	\$8.00	\$8.00
Maps - 36 X 48	Each	\$10.00	\$10.00
Custom Mapping - Planning and Zoning Projects Only	Per Hour	\$35.00	\$35.00
Clerk of Court			
Certified Copies		\$5.25 + \$0.50 per page	\$5.25 + \$0.50 per page
Printouts for Family Court		.50 per page	.50 per page
Certified Printouts		\$5.25	\$5.25
Exemplified copies of orders	Per Document	\$10.00	\$10.00
Family Court Divorce Packets	Per Packet	\$28.00	\$28.00
All other fees are state mandated			
County Council			
Audio CD	Per Event	\$5.00	\$5.00
Delinquent Tax Collector			
Administrative Fee Cost:			
First Cost		\$10.00	\$10.00
Second Cost			\$40.00
Third Cost			\$100.00
Fourth Cost			\$40.00
Library			
Overdue Fines			
Books, Magazines, or Music CD's - Up to a Maximum of \$2.00 Per Book, Magazine, or Music CD	Per Day	\$0.10	\$0.10
Videos and DVD's - Up to a Maximum of \$5.00 Per Item	Per Day	\$0.50	\$0.50
Items Borrowed Through Inter-Library Loan	Per Day, Per Item	\$0.50	\$0.50
Miscellaneous			
Lost Materials - Books, CD's, Videos, etc.		original price of item	original price of item
South Carolina Room Research (By Mail or E-Mail)		\$5.00 + price of photocopies	\$5.00 + price of photocopies
Lost Library Cards		\$2.00	\$2.00
Black and White Prints		\$0.15	\$0.15
Color Prints		\$0.50	\$0.50
Out of County Card	Annually *	\$20.00	\$20.00
* Not charged to patrons from Anderson and Pickens Counties who are in good standing Standing.			
Parks, Recreation and Tourism			
Admission Fees (All Parks)			
Daily Parking	Per Vehicle	\$3.00	\$3.00
Daily Parking	Per Boat and Trailer	\$5.00	\$5.00
Annual Pass-Calendar Year (Commercial Use)	Per Boat and/or Trailer	\$100.00	\$100.00
Annual Pass - Calendar Year (Oconee County Residents)		\$25.00	\$25.00
Annual Pass - Calendar Year - Discounted for Senior Citizen (62+ Years Old), Legally Disabled, and Veterans		FREE	FREE
Annual Pass - Calendar Year - Out of County, South Carolina Residents		\$50.00	\$50.00
Annual Pass - Calendar Year - Out of County, South Carolina Residents Discounted for Senior Citizen (62+ Years Old), Legally Disabled, and Veterans		\$40.00	\$40.00

**Oconee County, South Carolina
Fees Schedule
2023-2024 Budget**

Description	Rate	FY 2024 Amended Fees	FY 2025 Fees
Camping (All Parks)			
Oconee County Resident	Per Night	\$20.00	\$20.00
Non-Resident	Per Night	\$25.00	\$25.00
Waterfront Site - Oconee County Resident	Per Night	\$25.00	\$25.00
Waterfront Site - Non-Resident	Per Night	\$30.00	\$30.00
<i>All campers must have current license plates. No site may be occupied for more than thirty (30) days.</i>			
Building Reservations (All Parks)			
<i>Moving to full day rentals only, except Chau Ram</i>			
Picnic Shelters			
Chau Ram Park			
Shelter #1 - Maximum Number of 36 People	1/2 Day	\$30.00	\$30.00
Shelter #2 - Maximum Number of 36 People	1/2 Day	\$30.00	\$30.00
Shelter #3 - Maximum Number of 12 People	1/2 Day	\$20.00	\$20.00
Gazebo #1 - Maximum Number of 12 People	1/2 Day	\$20.00	\$20.00
Gazebo #2 - Maximum Number of 12 People	1/2 Day	\$20.00	\$20.00
Recreation Building - 1 to 50 People	1/2 Day	\$50.00	\$50.00
Recreation Building - 51 to 100 People	1/2 Day	\$100.00	\$100.00
Recreation Building - 101 to 150 People	1/2 Day	\$150.00	\$150.00
Recreation Building - 151 to 200 People	1/2 Day	\$175.00	\$175.00
Parks, Recreation and Tourism - Continued			
South Cove Park			
Pavilion	Full Day Only	\$75.00	\$75.00
Recreation Building - 1 to 100 People	Full Day Only	\$150.00	\$150.00
Recreation Building - 101 to 200 People	Full Day Only	\$250.00	\$250.00
Recreation Building - 201 to 300 People	Full Day Only	Must Call to set up	Must Call to set up
Recreation Building - 301 or More People	Full Day Only	Must Call to set up	Must Call to set up
High Falls Park			
Patio Deck-Max Number of 100 People	Full Day Only	\$75.00	\$75.00
Point Shelter Max Number of 70 People	Full Day Only	\$75.00	\$75.00
Weddings and Rehearsals			
Weddings	1/2 Day	\$250.00	\$250.00
Weddings	Full Day	\$500.00	\$500.00
Rehearsal Dinners and Receptions (For Off-Site Weddings)			
Less Than 100 People	1/2 Day	\$100.00	\$100.00
Less Than 100 People	Full Day	\$200.00	\$200.00
101 to 150 People	1/2 Day	\$150.00	\$150.00
101 to 150 People	Full Day	\$300.00	\$300.00
151 to 200 People	1/2 Day	\$175.00	\$175.00
151 to 200 People	Full Day	\$350.00	\$350.00
Miscellaneous			
Tennis	Per Hour to Reserve	\$5.00	\$5.00
Miniature Golf	Per Game	\$3.00	\$3.00
Softball Field	Per Hour to Reserve	\$5.00	\$5.00
Volleyball	Per Hour to Reserve	\$5.00	\$5.00
Non-Camper Dump Fee To Use Dump Station	Per Use	\$5.00	\$5.00
Planning			
Sign Fees			
Less Than 33 Square Feet		No Fee	No Fee
On Premise signs		\$150.00	\$150.00
Billboard - off premise sign		\$250.00	\$250.00
Billboard I-85		\$500.00	\$500.00
Basic Plat Review - per parcel		\$25.00	\$25.00
Subdivisions with creation of new parcels for recording			
Sketch Review			\$300.00
Preliminary Plan 1-10 New Parcels		\$25.00	\$50 Per Parcel
Preliminary Plan 11- 49 New Parcels		\$250 + \$15 Per Parcel	\$500 + \$50 Per Parcel
Preliminary Plan 50-199 Parcels			\$750 + \$50 Per Parcel
Preliminary Plan 200+ Parcels			\$1,000 + \$50 Per Parcel
1st and 2nd Revision			\$250.00
3rd or more Revision			\$1,000.00
Final Plat 1-10 Parcels			\$50 Per Parcel
Final Plat 11-49 Parcels			\$500 + \$50 Per Parcel
Final Plat 50-199 Parcels			\$750 + \$50 Per Parcel
Final Plat 200+ Parcels			\$1,000 + \$50 Per Parcel
Subdivisions NOT involving creation of new parcels for recording			

**Oconee County, South Carolina
Fees Schedule
2023-2024 Budget**

Description	Rate	FY 2024 Amended Fees	FY 2025 Fees
Sketch Review			\$300.00
Preliminary 1-9 Units	Per Unit	\$50.00	\$1,000 + \$50 Per Unit
Preliminary 10 - 99 Units		\$1,000 + \$50 Per Unit	\$1,500 + \$50 Per Unit
Preliminary Plan 100+ Units			\$2,500 + \$50 Unit
1st and 2nd Revision			\$250.00
3rd or more Revision			\$1,000.00
Final Plat 1-9 Units			\$1,000 + \$50/Unit
Final Plat 11-99 Units			\$1,500 + \$50/Unit
Final Plat 100+ Units			\$2,500 + \$50/Unit
Towers			
Communication Towers - New Build		\$6,000.00	\$6,000.00
Communication Towers - Collocate		\$3,000.00	\$3,000.00
Communication Tower Fee -	Annual Fee	\$1,000.00	\$1,000.00
Wi-Fi Tower -		\$500.00	\$500.00
RV Park Plan Review			
2-10 New Units	Per Units	\$15.00	\$15.00
11+ New Units	Per Units	\$100 + \$15 Per Unit	\$100 + \$15 Per Unit
Zoning Verification Letter(s)	Per Parcel	\$25.00	\$25.00
3rd Party Review	Per Request	\$1,500.00	\$1,500.00
Additional 3rd Party Review	Per Request	\$500.00	\$500.00
Other			
Group Homes		\$750.00	\$750.00
Sexually Oriented Business	Annual Fee	\$2,500.00	\$2,500.00
Sexually Oriented Business Employee	Per Employee	\$50.00	\$50.00
Tattoo Facilities		\$1,000.00	\$1,000.00
Non-CFD Rezoning Application Fee	Per Parcel	\$50.00	\$50.00
Appeals, Variances, and Special Exception Application Fee		\$300.00	\$300.00
Zoning Permit Fee		\$25.00	\$25.00
Vegetation Removal Fee Application		\$100.00	\$100.00
Development within the Vegetation	Per Project	\$100.00	\$100.00
Ordinance Revisions			
No Review shall begin until all fees are paid			
Subdivision applications which make no response to County comments after 6 months are voided and must be re-applied for to begin again			
Probate			
Estate and Conservatorship Fees			
<i>In estate and conservatorship proceedings, the fee shall be based upon the gross value of the decedent's probate</i>			
(1) Property Valuation Less Than \$5,000		\$25.00	\$25.00
(2) Property Valuation of \$5,000.00 But Less Than \$20,000		\$45.00	\$45.00
(3) Property Valuation of \$20,000.00 But Less Than \$60,000		\$67.50	\$67.50
(4) Property Valuation of \$60,000.00 But Less Than \$100,000		\$95.00	\$95.00
(5) Property Valuation of \$100,000.00 But Less Than \$600,000		\$95.00 + .15 of one percent of the property valuation between \$100,000 and \$600,000	\$95.00 + .15 of one percent of the property valuation between \$100,000 and \$600,000
(6) Property Valuation of \$600,000.00 or Higher Amount		Set forth in item (5) above + 0.25 of one percent of the property valuation above \$600,000	Set forth in item (5) above + 0.25 of one percent of the property valuation above \$600,000
Filing Affidavit for Collection of Personal Property Under Section 62-3-1201, the Fee Pursuant to Items (1) Through (6) Above Based Upon Property Valuation Shown		See items (1) through (6) above	See items (1) through (6) above
Filing Initial Petition In Any Action or Proceeding Other Than Items (1) Through (6) Above, Same Fee as Charged for Filing Civil Actions In Circuit Court		\$150.00	\$150.00
Small Estate Proceeding			
<i>No Real Estate total value under \$25,000</i>			
(1) Property Valuation Less Than \$99.99		\$12.50	\$12.50
(2) Property Valuation of \$100.00 But Less Than \$4,999.99		\$25.00	\$25.00
(2) Property Valuation of \$5,000.00 But Less Than \$19,999.99		\$45.00	\$45.00
(2) Property Valuation of 20,000.00 But Less Than \$25,000.00		\$67.50	\$67.50
Filing Summons and Petition for Formal Proceeding		\$12.50	\$150.00

**Oconee County, South Carolina
Fees Schedule
2023-2024 Budget**

Description	Rate	FY 2024 Amended Fees	FY 2025 Fees
Issuing Certified Copy		\$5.25 + \$0.50 per page copy fee	\$5.25 + \$0.50 per page copy fee
Issuing Exempted/Authenticated Copy		\$20.00	\$20.00
Filing Demands for Notice		\$5.00	\$5.00
Filing Conservatorship Accountings		\$10.00	\$10.00
Filing Conservatorship Orders		\$5.00	\$5.00
Filing Conservatorship Motions		\$10.00	\$10.00
Recording Authenticated or Certified Record		\$20.00	\$20.00
Reopening Closed Estates		\$22.50	\$22.50
Appointment of Special, Temporary or Successor Personal Representative		\$22.50	\$22.50
Affidavit for Access to Safe Deposit Box		\$22.50	\$22.50
Affidavit to Obtain Bank Balance		\$22.50	\$22.50
Filing and Indexing Will Under Section 62-2-901		\$10.00	\$10.00
Certifying Appeal Record		\$10.00	\$10.00
Orders Issued without a Hearing		\$15.00	\$15.00
Copies per page		\$0.50	\$0.50
Will Probated Only-300 Petition		\$25.00	\$25.00
Certificate of Appointment for Personal Representative <i>(additional charge for copies given after initial 5 at time of appointment)</i>		\$5.00	\$5.75
Special Certificate		\$10.00	\$10.00
Probate - Continued			
Marriage Fees			
Included with Marriage License - Domestic Violence Fund Fee/Each Marriage Application (State)		-	\$20.00
Marriage Ceremony Fee - Oconee County Resident		\$30.00	\$30.00
Marriage Ceremony Fee - Out of County Resident (SC Resident)		\$50.00	\$50.00
Marriage Ceremony Fee (out of State Resident)		\$75.00	\$75.00
Marriage License Fee - (Total Cost) - Oconee County Resident		\$50.00	\$50.00
Marriage License Fee - (Total Cost) - Out of County Resident (SC Resident)		\$75.00	\$75.00
Marriage License Fee (Out of State Resident)		\$100.00	\$100.00
Certified Copy of Marriage License		5.25 + .50 per page	5.25 + .50 per page
Filing Marriage License Affidavit		\$1.00	\$1.00
Reforming or Correcting Marriage Record		\$10.00	\$10.00
Issuing Duplicate Marriage License		\$10.00	\$10.00
Ceremonial Keepsake Marriage License folder (optional)		\$2.00	\$2.00
Research fee for marriage license-includes one certified copy		\$5.75	\$5.75
Newspaper Advertisement Fees			
Notice to Creditor - Daily Journal		\$417.00	\$417.00
Register of Deeds			
Deeds		\$15.00	\$15.00
Mortgages		\$25.00	\$25.00
Deed Stamps		\$3.70 per \$1,000 rounded up to next \$500	\$3.70 per \$1,000 rounded up to next \$500
Instrument Which Assigns, Transfers, or Releases Real Estate Mortgage		\$10.00	\$10.00
Affidavit of Missing Assignment and Trust Indenture		\$10.00	\$10.00
Lease, Contract of Sale		\$25.00	\$25.00
Satisfaction of Real Estate Mortgage		\$10.00	\$10.00
Plat - Any Size		\$25.00	\$25.00
Plat Larger Than 8.5 X 14		N/A	N/A
Plat of "Legal Size" Dimensions or Smaller		N/A	N/A
Plats Larger Than 17 X 24		N/A	N/A
Any Other Paper Affecting Title or Possession of Real Estate or Personal Property and Required by Law To Be Recorded, Except Judicial Records - Categorized by State Recording Fees		\$10.00/\$15.00/\$25.00	\$10.00/\$15.00/\$25.00
Power of Attorney, Trustee Qualification, or Other Appointment		\$25.00	\$25.00
Mechanics Liens & Assessment Liens		\$25.00	\$25.00
Cancellation of Mechanics Lien & Assessment Liens		\$10.00	\$10.00

**Oconee County, South Carolina
Fees Schedule
2023-2024 Budget**

Description	Rate	FY 2024 Amended Fees	FY 2025 Fees
Uniform Commercial Code (UCC) Financing Statement Filing - UCC1 or UCC3		\$25.00	\$25.00
Public Finance Transaction and Manufactured Home Transactions		\$25.00	\$25.00
Mailed - \$5.00 Additional to Certify		\$5.00 for 4 pages then \$.25 per additional page	\$5.00 for 4 pages then \$.50 per additional page
Copies - 8.5 X 11	Per Page	\$0.50	\$0.50
Copies - 8.5 X 14	Per Page	\$0.50	\$0.50
Copies - 11 X 17	Per Page	\$0.50	\$0.50
All Register of Deeds fee increases have been in effect since August 2020 per South Carolina mandates			
Roads and Bridges			
Sign Fee - Municipalities		\$25.00 + materials cost	\$25.00 + materials cost
Sign Fee - Other		2.5 times the materials cost	2.5 times the materials cost
Encroachment Fee - Residential/Commercial		\$60.00	\$60.00
Encroachment Fee - Pavement Cut Fee (Contractor Only)		\$250.00 + \$10.00 per sq. ft.	\$250.00 + \$10.00 per sq. ft.
Encroachment Fee - Permit Extension		\$10.00	\$10.00
Encroachment Fee - Re-Inspection		\$60.00	\$60.00
Encroachment Fee - Longitudinal Work in ROW		\$60.00 + \$0.10 per linear ft.	\$60.00 + \$0.10 per linear ft.
Encroachment Fee - Annual Blanket Permit		\$1,000.00	\$1,000.00
Road Inspection Fee		\$1.50 per foot minimum \$600	\$1.50 per foot minimum \$600
Storm Water Fees		2.5 times the materials cost	2.5 times the materials cost
Sheriff			
Civil Fees			
Mechanics Liens	Each	\$10.00	\$10.00
Subpoenas	Each	\$10.00	\$10.00
Foreclosures	Each	\$25.00	\$25.00
Judgments	Each	\$25.00	\$25.00
Writs	Each	\$25.00	\$25.00
Trespass Notice	Each	\$15.00	\$15.00
Other	Each	\$15.00	\$15.00
Miscellaneous			
Incident Reports	Each	\$2.00	\$2.00
Record Check	Each	\$5.00	\$5.00
Executions	Each	\$25.00	\$25.00
Solid Waste			
MSW Transfer Station Tipping Fee- Residential	Per Ton	\$65.00	\$65.00
MSW Transfer Station Tipping Fee - Commercial	Per Ton	\$65.00	\$65.00
MSW Transfer Station Tipping Fee - Residential - Out of County	Per Ton	\$0.00	\$75.00
MSW Transfer Station Tipping Fee - Commercial - Out of County	Per Ton	\$0.00	\$75.00
C and D Landfill Tipping Fee (Rate was last set in 2008.)	Per Ton	\$35.00	\$35.00
C and D Landfill Tipping Fee - Commercial	Per Ton	\$0.00	\$45.00
C and D Landfill Tipping Fee - Commercial - Out of County	Per Ton	\$0.00	\$45.00
Railroad Ties and Telephone Poles	Per Ton	\$80.00	\$80.00
Passenger and Truck Tires (set by SC DHEC)	Per Ton	\$150.00	\$150.00
Off-Road, Large Tractor, or Oversized Tires	Per Ton	\$260.00	\$300.00
Asbestos	Per Ton	\$85.00	\$85.00
Solid Waste License's			
Commercial/Industrial	Per Entity	\$200.00	\$200.00
Residential	Per Entity	\$150.00	\$150.00
Combined	Per Entity	\$250.00	\$250.00
Miscellaneous			
Truck Decal	Each	\$5.00	\$5.00
Solid Waste - Continued			
Credit			
Credit Application Fee		\$100.00	\$100.00
Billing Late Fee after 15 day grace period		10%	10%

**Oconee County, South Carolina
Fees Schedule
2023-2024 Budget**

Description	Rate	FY 2024 Amended Fees	FY 2025 Fees
Recycling Container Fees			
8 Yard Container (for cardboard/paper recycling)			
- 4 Pickups per month		\$100.00	\$100.00
- 8 pickups per month		-	-
- each additional pick up		\$25.00	\$25.00
8 Yard Container (for plastics or aluminum)			
- Monthly container Fee		\$25.00	\$25.00
- No charge when there is a scheduled pick up		-	-
40 Yard Container (for Metal)			
- Monthly container Fee		-	-
- No charge when there is a scheduled pick up		-	-
Landfill/Transfer Station Reloading Fee of Unacceptable/Unapproved Waste	Per Load	\$150.00	\$150.00
Clean Concrete for recycling not greater than 3' X 3' (Not mixed with rock, dirt or other waste with rebar less than 1/2")		\$10.00	\$20.00
Clean Asphalt for recycling (not mixed with dirt)		\$10.00	\$10.00
Clean Fill Dirt		No Charge	No Charge
Solicitor			
Worthless Check Fee		\$50 for checks <\$500; \$100 dollars for checks \$500.01 to \$1000; and \$150 for checks >\$1000.01	\$50 for checks <\$500; \$100 dollars for checks \$500.01 to \$1000; and \$150 for checks >\$1000.01
Treasurer			
Decal Fee	Each	\$1.00	\$1.00
Bad Check Fee	Each	\$30.00	\$30.00
Replacement Check Fee	Each	\$30.00	\$30.00

Oconee County, South Carolina
Fees Schedule
2024-2025 Budget

Rock Quarry Fees

Product #	Material Description	FY 2023-2024	FY 2024-2025		FY 2024-2025	
		Price/ Ton	Price/Ton	Price/Ton	Price/Ton	Price/Ton
			Cash/Check	Credit/Debit	Cash/Check	Credit/Debit
			In County		Out of County	
#1	Crusher Run 1 1/2"	\$14.50	\$16.50	\$17.03	\$20.63	\$21.29
#2	Crusher Run 1 1/2"	\$9.60	\$11.60	\$11.97	\$14.50	\$14.96
#3	2" X 3" Surge	\$15.50	\$17.50	\$18.06	\$21.88	\$22.58
#4	Screenings	\$6.00	\$6.00	\$6.19	\$6.00	\$6.19
#5	57:1" Clean Stone	\$16.75	\$18.75	\$19.35	\$23.44	\$24.19
#6	789: 3/8" X 1/2"	\$15.85	\$17.85	\$18.42	\$22.31	\$23.02
#7	4" X 8" Rip Rap - Class A	\$18.25	\$20.25	\$20.90	\$25.31	\$26.12
#8	9" X 15" Rip Rap - Class B	\$18.45	\$20.45	\$21.10	\$25.56	\$26.38
#9	Sasphalt Sand	\$11.60	\$13.60	\$14.04	\$17.00	\$17.54
#13	Boulders - Class E	\$30.00	\$30.00	\$30.96	\$37.50	\$38.70
#14	Flat Boulders	\$35.00	\$35.00	\$36.12	\$43.75	\$45.15
#15	15-1/2" X 21" Rip Rap - Class C	\$20.00	\$22.00	\$22.70	\$27.50	\$28.38
#16	21-1/2" X 27" Rip Rap - Class D	\$20.00	\$22.00	\$22.70	\$27.50	\$28.38
#17	Overburden (Dirty Sales)	\$5.00	\$7.00	\$7.22	\$8.75	\$9.03

** Quarry Manager may substitute one product, close in scale, for another due to availabilities.*

CALL FOR AVAILABILITY 864-638-4214

APPLICABLE SALES TAX WILL BE ADDED

CREDIT/DEBIT TRANSACTIONS INCLUDE A FEE OF APPROXIMATELY 3.2%

ROCK SOLD WITHOUT WARRANTY

OPERATING HOURS:

7:30AM - 4:30PM MONDAY - FRIDAY

7:30AM - 11:30AM SATURDAY

Application Fee for Monthly Credit Account - \$100.00

Employee Count By Department

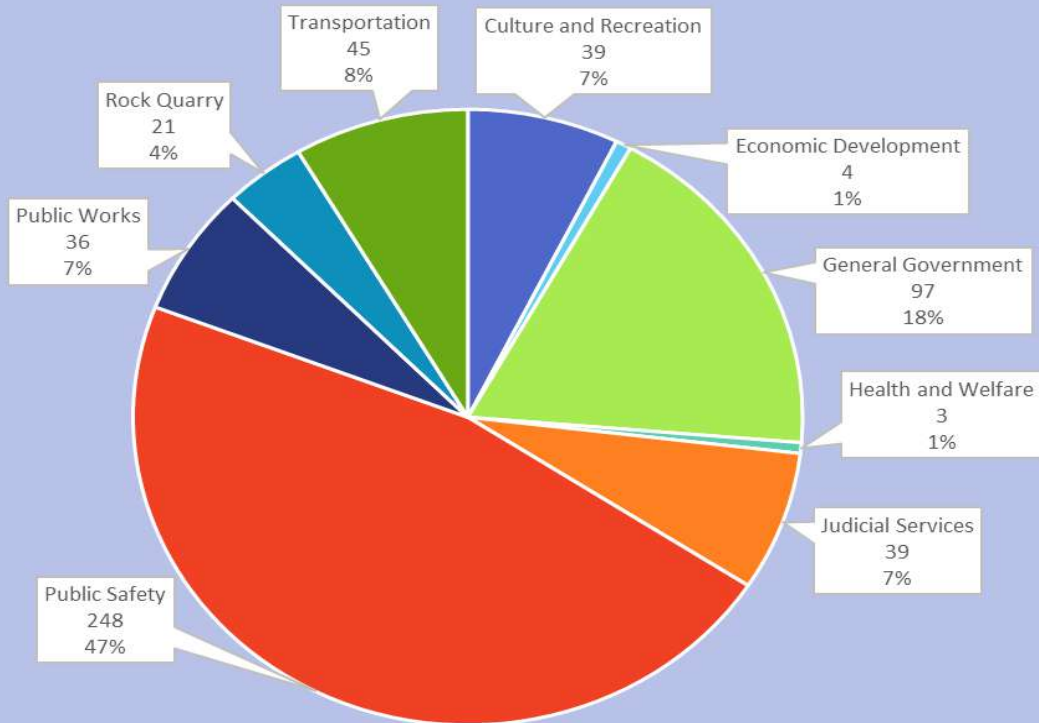
General Fund (010)	FY 2021	FY 2022	FY 2023	FY 2024	FY 2025
Administrator (717)	3	3	3	4	4
Airport (720)	7	7	7	7	7
Animal Control (110)	6	6	6	6	6
Assessor (301)	16	16	16	16	17
Auditor (302)	8	8	8	8	8
Board of Assessment Appeals (303)	-	-	-	-	-
Building Codes (702)	7	7	8	8	8
Chau Ram Park (205)	4	4	5	5	6
Clerk of Court (501)	10	10	11	11	11
Communications (104)	22	24	25	25	25
Coroner (103)	2	3	3	3	3
County Attorney (741)	2	2	2	2	1
County Council (704)	1	1	1	1	1
Delinquent Tax Collector (305)	3	3	3	3	3
Department of Social Services (402)	-	-	-	-	-
Detention Center (106)	48	50	51	51	51
Economic Development (707)	5	4	4	4	4
Facilities Maintenance (714)	15	15	15	15	15
Finance Office (708)	6	6	6	6	6
Emergency Services	13	13	13	13	8
Fire Services	23	26	29	39	44
Health and Human Services Direct Aid (705)	-	-	-	-	-
Health Department (403)	-	-	-	-	-
High Falls Park (203)	5	5	6	6	6
Human Resources (710)	3	3	4	3	3
Information Technology (711)	5	6	6	6	6
Legislative Delegation (706)	1	1	1	1	1
Library (206)	19	19	19	19	19
Magistrate (509)	9	9	9	10	10
Non-Departmental (709)	-	-	-	-	-
Parks, Recreation and Tourism (202)	3	3	3	4	3
Mountain Lake CVB - Reimb	2	2	2	3	3
Planning	4	4	4	5	5
Probate Court (502)	5	5	5	5	5
Procurement (713)	2	2	3	3	3
Public Defender (510)	-	-	-	-	-
Register of Deeds (735)	4	4	4	4	4
Roads and Bridges (601)	36	37	37	37	37
Sheriff (101)	112	115	120	120	120
Soil and Water Conservation District (716)	1	1	1	1	1
Solicitor (504)	12	12	12	12	12
Solid Waste (718)	36	37	37	37	37
South Cove Park (204)	5	6	6	6	6
Treasurer (306)	6	7	7	7	7
Vehicle Maintenance (721)	14	14	14	14	14
Veterans' Affairs (404)	3	3	3	3	3
Voter Registration and Elections (715)	2	2	2	2	2
Life After Lockup - Airport	1	1	1	1	-
Life After Lockup - Animal Control	1	1	1	1	2
Life After Lockup - Assessor	-	-	-	1	-
Total General Fund Employee Count	492	507	523	538	537
*At the request of volunteer stations, OCES covers 14 Fire Districts and 9 Rescue Squads county wide.					
Other Funds	FY 2021	FY 2022	FY 2023	FY 2024	FY 2025

Employee Count By Department

Clerk of Court - Federal DSS Child Support Fund 265	2	2	2	2	2
Coroner	-	-	-	1	1
Emergency Services Grant Funded Opioid Awareness	-	-	-	1	1
LEC - Medical Officer	-	-	-	1	1
Library Grant	-	-	1	1	1
PRT - LAT Fund 235	-	-	2	2	2
Rock Quarry Fund 017	20	21	22	22	22
Sheriff - SRO Grant Funded 013	1	1	1	1	1
Sheriff - Victims Services Fund 210	2	2	2	2	2
Solicitor - Victims Services Fund 215	1	1	1	1	1
Life After Lockup - Rock Quarry	1	1	1	1	1
Total Other Funds Employee Count	27	28	32	35	35
Total Full Time Employees (All Funds)	519	535	555	573	572

Part Time Positions Through Payroll	FY 2021	FY 2022	FY 2023	FY 2024	FY 2025
Airport (720)	-	-	3	4	4
Board of Assessment Appeals (303)	1	1	1	1	1
Communications (104)	1	1	1	1	1
Finance (708)	1	1	1	1	1
Fire/Emergency Services (107)	7	7	7	7	7
Fire/Emergency Services Grant Funded	3	3	3	3	3
Library (206)	2	2	2	2	2
Magistrate (509)	2	2	2	2	2
Sheriff (101)	8	8	8	8	8
Sheriff - Bailiffs	1	1	1	1	0
	26	26	29	30	29

Full Time Employees by Function



**Oconee County, South Carolina
Administrator (717)
2024-2025 Budget**

Account Number				Description	FY 2021 Actual	FY 2022 Actual	FY 2023 Actual	FY 2024 Amended Budget 2024-11	FY 2025 Administrator Recommended
010	717	10110	00000	Salary and Wages	216,403	206,530	264,456	284,056	280,629
010	717	10710	00000	Overtime	-	14	9	-	-
010	717	20013	00000	Social Security	16,218	15,606	19,917	24,181	21,468
010	717	20014	00000	Retirement	36,851	34,340	47,063	58,481	49,278
010	717	20015	00000	Workers Compensation	4,770	5,048	5,448	7,216	11,931
010	717	20016	00000	Health Insurance	18,278	27,417	32,690	36,556	36,556
010	717	20027	00000	Dental Insurance	1,100	1,650	1,967	2,220	2,200
010	717	20028	00000	Vision Insurance	200	300	358	400	400
Salary and Wage Totals					293,820	290,905	371,908	413,110	402,462
Gasoline/Diesel Contingency					-	-	-	64,788	-
010	717	60767	00000	Contingency	-	-	-	335,431	200,000
					-	-	-	400,219	200,000
010	717	30018	00000	Travel	-	-	732	-	-
010	717	30025	00000	Professional	37,862	121,085	186,850	100,000	100,000
010	717	30037	00000	Equipment-Leased/Rented	-	-	1,160	-	-
010	717	30059	00000	Copier Click Charges	883	978	933	2,500	1,500
010	717	30062	00000	Medical	-	-	13,082	-	20,000
010	717	30080	00000	Dues: Organizations	2,500	4,500	2,500	6,000	3,000
010	717	30084	00000	Staff Development	80	4,500	15,260	2,500	3,000
010	717	40027	00000	Safety Equipment	-	-	1,511	6,000	7,000
010	717	40031	00000	Small Equipment	-	13,512	4,183	3,000	1,500
010	717	40032	00000	Operational	27,555	6,389	6,667	5,000	5,000
010	717	40034	00000	Food	3,160	3,065	4,828	3,500	3,500
010	717	40045	00000	IT Replacement Eq/Software	429	-	-	-	-
010	717	40102	00000	Periodicals	150	-	-	110	-
010	717	80717	00000	Vehicle Maintenance - Administrator	667	190	1,892	1,000	1,000
010	717	81717	00000	Gasoline - Administrator	1,036	1,825	2,343	2,000	2,500
Expenditure Total					74,322	156,044	241,941	131,610	148,000
Department Total					368,142	446,949	613,849	944,939	750,462
Direct Revenue									
					FY 2021 Actual	FY 2022 Actual	FY 2023 Actual	FY 2024 Budget	FY 2025 Budget
Departmental Direct Revenue					-	-	-	-	-
Positions									
					FY 2021	FY 2022	FY 2023	FY 2024	FY 2025
Total Full Time Employees					3	3	3	4	4
					3	3	3	4	4

cut Executive Assistant to \$25,000 for partial year.

**Oconee County, South Carolina
Salary Increases
2024-2025 Budget**

Account Number				Description	FY 2021 Actual	FY 2022 Actual	FY 2023 Actual	FY 2024 Amended Budget 2023-16	FY 2025 Budget Worksheet for Departments
				Pay Increase for all Employees 3%	585,176	647,592	-	675,000	-
				Tenure Adjustment	-	65,000	-	-	-
				Cost of Living Increase 6%	-	-	1,772,259	-	-
				Sheriff Salary Adjustments	-	-	250,000	-	-
				Sheriff Salary Increase (2/3rds Funding)	-	-	-	470,000	-
				Salary (General) Increase (2/3rds Fundir	-	-	-	445,804	-
				Comp and Wage Study	-	-	-	-	2,000,000
Department Total					585,176	712,592	2,022,259	1,590,804	2,000,000

**Oconee County, South Carolina
Airport (720)
2024-2025 Budget**

Account Number				Description	FY 2021 Actual	FY 2022 Actual	FY 2023 Actual	FY 2024 Amended Budget 2024-11	FY 2025 Administrator Recommended
010	720	10110	00000	Salary and Wages	333,967	287,498	316,320	423,829	411,191
010	720	10710	00000	Overtime	15,183	22,691	13,021	5,500	10,000
010	720	20013	00000	Social Security	26,041	23,272	26,643	31,679	32,221
010	720	20014	00000	Retirement	52,384	48,013	65,176	76,858	78,173
010	720	20015	00000	Workers Compensation	13,309	14,035	14,428	13,084	13,096
010	720	20016	00000	Health Insurance	54,834	63,973	82,251	73,112	63,973
010	720	20027	00000	Dental Insurance	3,300	3,850	4,950	4,400	3,850
010	720	20028	00000	Vision Insurance	600	700	900	800	700
Salary and Wage Totals					499,618	464,032	523,689	629,262	613,204
010	720	30018	00000	Travel	-	493	-	-	-
010	720	30024	00000	Equipment Maintenance	5,082	5,385	9,709	6,000	7,500
010	720	30025	00000	Professional	64,074	74,808	12,000	85,000	85,000
010	720	30037	00000	Equipment Rental	17,470	(10,609)	16,547	25,000	25,000
010	720	30056	00000	Data Processing	-	1,860	2,743	3,500	3,000
010	720	30059	00000	Copier Click Charges	555	912	750	750	800
010	720	30080	00000	Dues: Organizations	250	250	250	450	400
010	720	30084	00000	School/Seminar/Training/MTG	100	75	711	1,000	2,000
010	720	30090	00000	Commission Honoraria	600	700	700	700	700
010	720	33022	00000	Building/Grounds Maintenance	37,903	39,768	32,890	25,000	27,500
010	720	33022	97122	Maint Bldgs/Grounds SCAC Grant Match	6,300	-	-	-	-
010	720	33022	00265	Maint Bldgs/FY 22 Flooding	-	-	10,875	-	-
010	720	34043	00000	Electricity	21,727	24,732	21,774	23,000	23,000
010	720	34044	00000	Water/Sewer/Garbage	1,689	1,714	1,882	2,000	2,000
010	720	40027	00000	Safety Equipment	1,121	1,706	1,676	2,000	3,000
010	720	40031	00000	Small Equipment	3,401	4,219	4,463	4,500	5,500
010	720	40031	00265	Small Equipment/FY 22 Flooding	-	-	5,042	-	-
010	720	40032	00000	Operational	6,938	8,338	7,922	8,000	8,500
010	720	40032	00265	Operational/FY 22 Flooding	-	-	504	-	-
010	720	40033	00000	Postage	90	150	126	250	250
010	720	40034	00000	Food	788	1,193	1,608	1,000	2,000
010	720	40045	00000	IT Replacement Eq/Software	-	2,204	-	-	-
010	720	40065	00000	Uniforms/Clothing	1,315	2,066	1,312	2,000	2,500
010	720	40932	00000	Airport Resale Items	1,561	1,313	1,091	2,000	2,500
010	720	40980	00000	Aviation Gas	179,257	256,285	152,848	328,000	325,000
010	720	40990	00000	Jet Fuel	442,361	1,176,665	847,044	1,458,000	1,500,000
010	720	60990	00000	Credit Cards Processing Fees	30,584	48,873	37,060	30,000	40,000
010	720	80720	00000	Vehicle Maintenance	12,474	15,173	10,036	10,000	13,000
010	720	09999	00000	Grant Match	-	-	297,447	-	-
010	720	81720	00000	Gasoline	2,664	3,388	3,293	3,000	3,500
010	720	82720	00000	Diesel	2,551	5,394	3,909	2,000	4,000
Expenditure Total					840,855	1,667,057	1,486,212	2,023,150	2,086,650
Department Total					1,340,473	2,131,089	2,009,901	2,652,412	2,699,854

Airport (720)
2024-2025 Budget

Account Number	Description	FY 2021 Actual	FY 2022 Actual	FY 2023 Actual	FY 2024 Amended Budget 2024-11	FY 2025 Administrator Recommended
Direct Revenue						
		FY 2021 Actual	FY 2022 Actual	FY 2023 Actual	FY 2024 Budget	FY 2025 Budget
010 080 00805 10900	Airport - Hangar Rent	126,368	127,960	136,496	148,802	148,802
010 080 00805 10904	Airport Comm./Mechanic	6,300	6,300	6,300	6,300	6,300
010 080 00805 10905	Tie Down	3,535	3,915	3,610	3,600	4,000
010 080 00805 10906	Airport Miscellaneous	1,132	976	767	1,000	1,000
010 080 00805 10911	Bare Land Lease	2,626	2,743	3,094	2,626	2,626
010 080 00805 10912	Airport - Call Out Fees	20,000	32,550	25,750	25,000	27,000
010 080 00805 10913	Airport - Long-Term Parking Fees	3,690	9,650	7,400	7,500	15,000
010 080 00805 10914	Airport - Ramp Fee	27,953	153,405	86,715	125,000	125,000
010 080 00805 10915	Airport Special Events	750	1,375	-	-	1,000
010 080 00805 10916	Airport Shuttle - SR Solutions	-	1,341	-	-	-
010 080 00805 10980	Airport - Aviation Fuel	237,676	296,796	205,086	340,000	340,000
010 080 00805 10990	Airport - Jet Fuel	1,061,741	1,974,099	1,371,552	2,300,000	2,300,000
Departmental Direct Revenue		1,491,771	2,611,110	1,846,770	2,959,828	2,970,728
Positions						
		FY 2021	FY 2022	FY 2023	FY 2024	FY 2025
	Life After Lock-Up	1	1	1	1	-
	Part Time Employees	-	-	3	4	4
	Full Time Employees	7	7	7	7	7
		8	8	11	12	11

**Oconee County, South Carolina
Animal Control (110)
2024-2025 Budget**

Account Number				Description	FY 2021 Actual	FY 2022 Actual	FY 2023 Actual	FY 2024 Amended Budget 2024-11	FY 2025 Administrator Recommended
010	110	10110	00000	Salary and Wages	238,269	236,271	239,299	277,139	325,242
010	110	10710	00000	Overtime	21,827	31,133	26,780	20,000	17,500
010	110	20013	00000	Social Security	19,519	19,563	21,096	23,565	26,220
010	110	20014	00000	Retirement	43,972	47,043	54,158	58,063	67,816
010	110	20015	00000	Workers Compensation	8,893	9,265	7,639	9,888	10,767
010	110	20016	00000	Health Insurance	63,973	63,973	63,973	63,973	73,112
010	110	20027	00000	Dental	3,850	3,850	3,850	3,850	4,400
010	110	20028	00000	Vision	700	700	700	700	800
Salary and Wage Totals					401,003	411,798	417,495	457,178	525,857
010	110	30025	00067	Professional - Spay/Neuter Program	91,350	77,400	80,130	100,000	105,000
010	110	30025	00110	Professional - community Cats Program	-	-	-	20,000	20,000
010	110	30056	00000	Data Processing	-	575	567	1,500	1,500
010	110	30059	00000	Copier Click Charges	1,460	1,481	1,668	1,500	1,500
010	110	30062	00000	Medical	82,497	48,290	72,755	70,000	80,000
010	110	30084	00000	Staff Development	726	1,740	4,018	6,500	6,000
010	110	33022	00000	Building/Grounds Maintenance	5,994	10,800	13,794	15,000	15,000
010	110	34042	00000	Gas and Fuel Oil	5,788	5,598	7,472	8,000	8,500
010	110	34043	00000	Electricity	7,996	9,926	11,578	12,000	12,000
010	110	34044	00000	Water/Sewer/Garbage	3,474	3,831	3,544	6,000	5,000
010	110	40031	00000	Small Equipment	5,554	8,914	23,475	5,000	7,000
010	110	40032	00000	Operational	8,674	15,665	21,530	20,000	20,000
010	110	40034	00000	Food	-	270	17	-	250
010	110	40045	00000	Non-Capital IT Eq/Software	-	7,729	3,977	-	5,000
010	110	40065	00000	Uniforms/Clothing	6,782	5,538	5,797	7,000	7,000
010	110	40360	00000	Pet ID Microchips	-	3,763	-	-	-
010	110	60735	00000	General Gravel Use	-	814	-	2,000	-
010	110	80110	00000	Vehicle Maintenance	11,375	5,684	9,383	10,000	12,500
010	110	81110	00000	Gasoline	11,101	18,345	16,037	17,500	19,000
Expenditure Total					242,771	226,363	275,742	302,000	325,250
Department Total					643,774	638,161	693,237	759,178	851,107
Direct Revenue									
					FY 2021 Actual	FY 2022 Actual	FY 2023 Actual	FY 2024 Budget	FY 2025 Budget
010	080	00805	11100	Dog Adoption Fees	6,580	10,660	4,305	10,000	10,000
010	080	00805	11101	Cat Adoption Fees	28,345	18,940	19,525	20,000	21,000
010	080	00805	11103	Animal Boarding Fees	120	270	250	1,000	-
010	080	00805	11106	Animal Control Miscellaneous	19,115	17,532	14,932	15,000	15,000
Departmental Direct Revenue					54,160	47,402	39,012	46,000	46,000
Positions									
					FY 2021	FY 2022	FY 2023	FY 2024	FY 2025
Life After Lock-Up					1	1	1	1	2
Officers					3	3	3	3	3
General Staff					3	3	3	3	3
Total Positions					7	7	7	7	8

Part Time Position from airport was moved from here to the Airport during FY 2023-2024

**Oconee County, South Carolina
Assessor (301)
2024-2025 Budget**

Account Number				Description	FY 2021 Actual	FY 2022 Actual	FY 2023 Actual	FY 2024 Amended Budget 2024-11	FY 2025 Administrator Recommended
010	301	10110	00000	Salary and Wages	567,753	560,715	641,065	686,685	737,510
010	301	10710	00000	Overtime	20	72	402	500	1,500
010	301	20013	00000	Social Security	40,633	40,682	48,312	52,646	56,534
010	301	20014	00000	Retirement	87,791	92,585	115,703	127,727	137,160
010	301	20015	00000	Workers Compensation	11,349	12,146	10,399	13,661	14,617
010	301	20016	00000	Health Insurance	146,225	146,224	146,224	155,363	155,363
010	301	20027	00000	Dental	8,800	8,800	8,800	9,350	9,350
010	301	20028	00000	Vision	1,600	1,600	1,600	1,700	1,700
Salary and Wage Totals					864,171	862,824	972,505	1,047,632	1,113,734
010	301	30024	00000	Equipment Maintenance	-	-	-	500	500
010	301	30056	00000	Data Processing	56,014	78,568	63,755	66,900	71,700
010	301	30059	00000	Copies	2,530	3,718	3,867	4,000	4,120
010	301	30080	00000	Dues: Organizations	270	275	295	400	420
010	301	30084	00000	Staff Development	6,897	9,899	8,384	8,750	9,010
010	301	40027	00000	Safety Equipment	-	1,400	1,400	-	1,600
010	301	40031	00000	Small Equipment	763	1,382	1,770	1,000	1,000
010	301	40032	00000	Operational	2,848	4,038	8,825	6,500	6,300
010	301	40034	00000	Food	-	367	-	-	-
010	301	40033	00000	Postage	-	-	20,170	2,000	2,060
010	301	40045	00000	IT Replacement Equip/Software	40,000	777	6,163	-	1,200
010	301	40065	00000	Uniforms/Clothing	-	709	1,143	1,350	1,250
010	301	40102	00000	Newspaper/Magazines	1,032	1,044	1,060	1,250	1,290
010	301	80301	00000	Vehicle Maintenance	1,061	837	956	1,500	1,500
010	301	81301	00000	Gasoline	1,754	1,643	3,621	4,500	4,500
Expenditure Total					113,169	104,657	121,409	98,650	106,450
Department Total					977,340	967,481	1,093,914	1,146,282	1,220,184
Direct Revenue									
					FY 2021	FY 2022	FY 2023	FY 2024	FY 2025
					Actual	Actual	Actual	Budget	Budget
Map Copies Assessor					484	1,549	-	500	1,500
Departmental Total Direct Revenue					484	1,549	-	500	1,500
Positions									
					FY 2021	FY 2022	FY 2023	FY 2024	FY 2025
Total Full Time Employees					16	16	16	16	17
Life After Lock Up					-	-	-	1	-
					16	16	16	17	17

**Oconee County, South Carolina
Auditor (302)
2024-2025 Budget**

Account Number				Description	FY 2021 Actual	FY 2022 Actual	FY 2023 Actual	FY 2024 Amended Budget 2024-11	FY 2025 Administrator Recommended
010	302	10110	00000	Salary and Wages	301,357	342,417	383,365	431,238	431,307
010	302	20013	00000	Social Security	20,977	24,193	28,346	32,990	32,995
010	302	20014	00000	Retirement	46,366	56,093	69,235	80,038	80,051
010	302	20015	00000	Workers Compensation	1,307	3,143	3,525	3,765	3,765
010	302	20016	00000	Health Insurance	63,973	63,973	63,973	73,112	73,112
010	302	20027	00000	Dental	3,850	3,850	3,850	4,400	4,400
010	302	20028	00000	Vision	700	700	700	800	800
Salary and Wage Totals					438,530	494,369	552,994	626,343	626,430
010	302	30018	00000	Travel	210	209	361	1,000	1,000
010	302	30024	00000	Equipment Maintenance	-	-	-	500	500
010	302	30025	00000	Professional	1,403	-	-	-	-
010	302	30056	00000	Data Processing	50,973	67,388	45,119	102,000	100,000
010	302	30059	00000	Copier Click Charges	675	1,368	1,263	2,000	2,200
010	302	30080	00000	Dues: Organizations	150	150	325	400	800
010	302	30084	00000	Staff Development	-	200	4,106	5,000	6,000
010	302	40031	00000	Non-Cap Equipment	1,706	-	974	-	-
010	302	40032	00000	Operational	23,499	20,642	23,267	33,000	37,500
010	302	40045	00000	IT Replacement Equipment/Software	1,145	2,903	-	2,500	2,500
010	302	40065	00000	Uniforms/Clothing	699	865	850	1,000	1,200
010	302	60211	00000	Forfeited Land Commission (FLC) Expenditures	1,751	2,033	836	500	500
Expenditure Total					82,211	95,758	77,101	147,900	152,200
Department Total					520,741	590,127	630,095	774,243	778,630
Direct Revenue									
					FY 2021	FY 2022	FY 2023	FY 2024	FY 2025
					Actual	Actual	Actual	Budget	Budget
Departmental Total Direct Revenue					-	-	-	-	-
Positions									
					FY 2021	FY 2022	FY 2023	FY 2024	FY 2025
Total Full Time Employees					8	8	8	8	8

**Oconee County, South Carolina
Board of Assessment Appeals (303)
2024-2025 Budget**

Account Number				Description	FY 2021 Actual	FY 2022 Actual	FY 2023 Actual	FY 2024 Amended Budget 2024-11	FY 2025 Administrator Recommended
10	303	10110	00000	Salary and Wages/Board Members	2,991	1,428	4,262	6,180	3,000
10	303	20013	00000	Social Security	140	45	192	274	274
10	303	20015	00000	Workers Compensation	7	3	8	10	10
Salary and Wage Totals					3,138	1,476	4,462	6,464	3,284
10	303	30018	00000	Travel	114	71	328	950	500
10	303	30068	00000	Advertising	-	-	-	200	200
10	303	40032	00000	Operational	-	-	50	100	100
Expenditure Total					114	71	378	1,250	800
Department Total					3,252	1,547	4,840	7,714	4,084
Direct Revenue									
					FY 2021 Actual	FY 2022 Actual	FY 2023 Actual	FY 2024 Budget	FY 2025 Budget
Departmental Total Direct Revenue					-	-	-	-	-
Positions									
					FY 2021	FY 2022	FY 2023	FY 2024	FY 2025
Total Part Time Employees					1	1	1	1	1

**Oconee County, South Carolina
Building Codes Department (702)
2024-2025 Budget**

Account Number				Description	FY 2021 Actual	FY 2022 Actual	FY 2023 Actual	FY 2024 Amended Budget 2024-11	FY 2025 Administrator Recommended
10	702	10110	00000	Salary and Wages	330,769	331,647	308,236	355,555	406,074
10	702	10710	00000	Overtime	6,729	6,516	20,613	10,000	12,000
10	702	20013	00000	Social Security	25,058	25,107	25,531	30,980	35,655
10	702	20014	00000	Retirement	49,602	55,677	59,903	70,774	86,503
10	702	20015	00000	Workers Compensation	7,687	9,662	7,760	9,917	10,857
10	702	20016	00000	Health Insurance	69,753	63,973	73,112	73,112	73,112
10	702	20027	00000	Dental	2,441	3,850	4,400	4,400	4,400
10	702	20028	00000	Vision	128	700	800	800	800
Salary and Wage Totals					492,167	497,132	500,355	555,538	629,401
10	702	30025	00000	Professional	73,107	48,297	91,002	205,000	125,000
10	702	30056	00000	Data Processing	32,000	32,620	42,790	42,000	42,000
10	702	30059	00000	Copies	964	1,198	873	3,500	3,000
10	702	30068	00000	Advertising	-	-	395	-	-
10	702	30080	00000	Dues: Organizations	1,175	511	593	2,500	2,000
10	702	30084	00000	Staff Development	5,545	2,396	12,371	10,000	11,000
10	702	40027	00000	Safety Equipment	362	700	751	2,500	2,000
10	702	40031	00000	Small Equipment	812	4,838	180	2,000	2,000
10	702	40032	00000	Operational	886	1,701	2,179	4,000	3,500
10	702	40045	00000	IT Replacement	-	1,470	-	-	-
10	702	40065	00000	Uniforms/Clothing	1,653	2,431	1,822	3,500	3,500
10	702	80702	00000	Vehicle Maintenance	4,682	5,889	8,493	4,500	7,500
10	702	81702	00000	Gasoline	10,324	15,622	13,389	12,000	14,000
Expenditure Total					131,510	117,673	174,838	291,500	215,500
Department Total					623,677	614,805	675,193	847,038	844,901
Direct Revenue									
					FY 2021	FY 2022	FY 2023	FY 2024	FY 2025
					Actual	Actual	Actual	Budget	Budget
10	80	805	13700	Building Codes	1,333,492	1,458,453	1,703,103	2,000,000	1,750,000
10	80	805	13701	Building Codes Mobile Home Fees	22,705	23,590	22,890	22,000	25,000
10	80	805	13705	Building Codes Plan Review Fees	162,284	92,761	176,682	175,000	175,000
10	80	805	13706	Subdivision Plan Review Fees	5,800	4,750	13,635	20,000	25,000
10	80	805	13708	Code Books Revenue	-	325	1,200	-	1,000
10	80	805	60735	One Stop Recording Fees	6,915	6,425	6,000	5,000	7,000
Departmental Total Direct Revenue					1,531,196	1,586,304	1,923,510	2,222,000	1,983,000
Positions									
					FY 2021	FY 2022	FY 2023	FY 2024	FY 2025
Total Full Time Employees					7	7	8	8	8

**Oconee County, South Carolina
Chau Ram Park (205)
2024-2025 Budget**

Account Number				Description	FY 2021 Actual	FY 2022 Actual	FY 2023 Actual	FY 2024 Amended Budget 2024-11	FY 2025 Administrator Recommended
10	205	10110	00000	Salary and Wages	162,644	178,775	155,598	193,546	249,401
10	205	10710	00000	Overtime	13,419	9,317	9,689	10,000	10,000
10	205	20013	00000	Social Security	12,917	14,120	12,983	15,594	19,844
10	205	20014	00000	Retirement	23,913	25,719	29,426	35,796	48,145
10	205	20015	00000	Workers Compensation	8,348	10,037	7,381	8,337	9,519
10	205	20016	00000	Health Insurance	42,649	36,556	45,695	45,695	54,834
10	205	20027	00000	Dental	2,567	2,200	2,750	2,750	3,300
10	205	20028	00000	Vision	466	400	500	500	600
Salary and Wage Totals					266,923	277,124	264,022	312,218	395,643
10	205	30024	00000	Equipment Maintenance	636	1,507	1,199	1,200	1,200
10	205	30025	00000	Professional	45,586	37,810	47,040	45,585	45,585
10	205	30037	00000	Equipment (Leased or Rented)	2,592	3,973	4,960	5,700	5,700
10	205	30059	00000	Copier Clicks	422	738	501	-	1,000
10	205	33022	00000	Building/Grounds Maintenance	34,920	40,187	2,426	-	-
10	205	34042	00000	Gas and Fuel Oil	2,972	2,382	2,223	2,400	2,400
10	205	34043	00000	Electricity	16,767	17,183	14,185	15,000	15,000
10	205	34044	00000	Water/Sewer/Garbage	3,747	6,504	1,983	1,800	1,800
10	205	40031	00000	Small Equipment	14,824	5,538	2,948	7,000	7,000
10	205	40032	00000	Operational	9,422	7,266	11,517	8,100	8,100
10	205	40034	00000	Food	295	172	143	300	300
10	205	40045	00000	IT Replacement Equip/Software	1,530	-	-	-	-
10	205	40065	00000	Uniforms/Clothing	1,386	929	2,692	3,500	3,500
10	205	40832	00000	Concessions	11,920	9,804	9,848	11,000	11,000
Expenditure Total					147,019	133,993	101,665	101,585	102,585
Department Total					413,942	411,117	365,687	413,803	498,228
Direct Revenue									
					FY 2021	FY 2022	FY 2023	FY 2024	FY 2025
					Actual	Actual	Actual	Budget	Budget
10	80	805	00205	Chau Ram Park Revenues	79,302	85,946	66,512	85,000	85,000
Departmental Total Direct Revenue					79,302	85,946	66,512	85,000	85,000
Positions									
					FY 2021	FY 2022	FY 2023	FY 2024	FY 2025
Total Full Time Employees					4	4	5	5	6

**Oconee County, South Carolina
Clerk of Court (501)
2024-2025 Budget**

Account Number				Description	FY 2021 Actual	FY 2022 Actual	FY 2023 Actual	FY 2024 Amended Budget 2024-11	FY 2025 Administrator Recommended
10	501	10110	00000	Salary and Wages	376,348	413,185	454,679	499,031	510,038
10	501	10710	00000	Overtime	1,037	2,088	1,227	500	1,500
10	501	20013	00000	Social Security	26,643	28,802	34,846	38,214	39,133
10	501	20014	00000	Retirement	56,794	66,115	85,910	92,713	94,941
10	501	20015	00000	Workers Compensation	957	2,386	1,195	1,641	1,681
10	501	20016	00000	Health Insurance	91,390	91,390	100,529	100,529	100,529
10	501	20027	00000	Dental	5,500	5,500	6,050	6,050	6,050
10	501	20028	00000	Vision	1,000	1,000	1,100	1,100	1,100
Salary and Wage Totals					559,669	610,466	685,536	739,778	754,972
10	501	30018	00000	Travel	-	172	-	375	375
10	501	30025	00000	Professional	-	-	-	3,000	1,500
10	501	30026	00000	Court Expenditures	23,234	34,151	56,016	60,000	57,500
10	501	30056	00000	Data Processing	30,377	25,000	26,194	27,000	27,000
10	501	30059	00000	Copier Click Charges	4,631	4,692	4,526	7,000	7,000
10	501	30084	00000	Staff Development	-	1,257	1,431	2,500	2,500
10	501	40031	00000	Small Equipment	9,749	3,944	4,727	5,000	5,000
10	501	40032	00000	Operational	5,145	4,961	6,951	7,500	7,500
10	501	40045	00000	IT Replacement Equipment/Software	-	10,442	-	-	-
10	501	60901	00155	DSS Child Support Title IV-D	12,476	10,252	13,864	14,414	14,414
10	501	95100	20220	Master in Equity	36,056	36,056	36,056	36,056	36,056
Expenditure Total					121,668	130,927	149,765	162,845	158,845
Department Total					681,337	741,393	835,301	902,623	913,817
Direct Revenue									
					FY 2021	FY 2022	FY 2023	FY 2024	FY 2025
					Actual	Actual	Actual	Budget	Budget
10	80	805	11900	Clerk of Court	195,494	198,619	231,440	225,000	235,000
10	80	805	16020	Master in Equity	5,740	6,585	7,485	7,000	8,000
10	80	805	21900	Clerk of Court Supplement	1,575	1,575	15,000	15,000	15,000
Departmental Total Direct Revenue					202,809	206,779	253,925	247,000	258,000
Positions									
					FY 2021	FY 2022	FY 2023	FY 2024	FY 2025
General Fund Full Time Employees					10	10	11	11	11
265 Fund Full Time Employees					2	2	2	2	2
					12	12	13	13	13

**Oconee County, South Carolina
Communications (104)
2024-2025 Budget**

Account Number					Description	FY 2021 Actual	FY 2022 Actual	FY 2023 Actual	FY 2024 Amended Budget 2024-11	FY 2025 Administrator Recommended
10	104	10110	00000		Salary and Wages	880,914	960,572	1,052,235	1,105,787	1,159,082
10	104	10710	00000		Overtime	108,805	118,646	127,146	75,000	110,000
10	104	20013	00000		Social Security	72,190	78,886	89,071	90,501	99,380
10	104	20014	00000		Retirement	155,244	177,888	213,766	209,007	244,711
10	104	20015	00000		Workers Compensation	7,823	7,627	6,575	4,140	8,756
10	104	20016	00000		Health Insurance	201,058	201,058	228,475	228,475	228,475
10	104	20027	00000		Dental	12,050	12,100	13,750	13,750	13,750
10	104	20028	00000		Vision	2,200	2,200	2,500	2,500	2,500
					Salary and Wage Totals	1,440,284	1,558,977	1,733,518	1,729,160	1,866,654
10	104	30018	00000		Travel	462	763	-	-	-
10	104	30024	00000		Equipment Maintenance	74,768	64,420	80,519	87,000	85,000
10	104	30025	00000		Professional	228	228	466	4,000	4,000
10	104	30041	00000		Telecommunications	99,436	98,433	102,499	92,000	95,000
10	104	30056	00000		Data Processing	16,726	4,807	7,970	17,000	19,000
10	104	30059	00000		Copier Click Charges	3,163	3,208	3,179	3,000	3,500
10	104	30080	00000		Dues: Organizations	430	192	100	450	450
10	104	30084	00000		Staff Development	480	5,918	5,661	6,000	6,000
10	104	33022	00000		Building/Grounds Maintenance (External Radio Sites)	-	1,123	840	1,700	2,000
10	104	34042	00000		Gas and Fuel Oil - Generators	746	540	1,417	1,400	1,750
10	104	34043	00000		Electricity - Radio Sites	6,190	6,629	6,798	6,500	7,000
10	104	40031	00000		Small Equipment	3,289	2,902	4,504	4,000	4,000
10	104	40032	00000		Operational	3,762	3,905	3,782	4,000	4,000
10	104	40034	00000		Food	825	813	721	1,000	1,000
10	104	40045	00000		IT Replacement EQ/Software	357	1,990	4,533	5,000	5,000
10	104	40102	00000		Periodical Subscriptions	70	70	-	-	-
					Expenditure Total	210,932	195,941	222,989	233,050	237,700
					Department Total	1,651,216	1,754,918	1,956,507	1,962,210	2,104,354
Direct Revenue										
					FY 2021	FY 2022	FY 2023	FY 2024	FY 2025	
					Actual	Actual	Actual	Budget	Budget	
					-	-	-	-	-	
Departmental Total Direct Revenue					-	-	-	-	-	
Positions										
					FY 2021	FY 2022	FY 2023	FY 2024	FY 2025	
Total Full Time Employees					22	24	25	25	25	
Part-Time Employee					1	1	1	1	1	
Total Positions					23	25	26	26	26	

**Oconee County, South Carolina
Coroner (103)
2024-2025 Budget**

Account Number				Description	FY 2021 Actual	FY 2022 Actual	FY 2023 Actual	FY 2024 Amended Budget 2024-11	FY 2025 Administrator Recommended
10	103	10110	00000	Salary and Wages	121,766	181,058	191,695	210,267	237,271
10	103	20013	00000	Social Security	8,543	13,272	14,625	16,085	16,391
10	103	20014	00000	Retirement	19,414	30,878	35,862	39,025	39,767
10	103	20015	00000	Workers Compensation	4,649	8,315	7,240	7,712	7,858
10	103	20016	00000	Health Insurance	18,278	18,278	27,417	18,278	18,278
10	103	20027	00000	Dental	1,100	1,100	1,650	1,100	1,100
10	103	20028	00000	Vision	200	200	300	200	200
Salary and Wage Totals					173,950	253,101	278,789	292,667	320,865
10	103	30024	00000	Equipment Maintenance	2,562	1,518	2,439	3,000	6,000
10	103	30025	00000	Professional	58,544	14,362	13,321	12,000	12,000
10	103	30041	00000	Telecommunications	195	195	175	240	225
10	103	30059	00000	Copier Click Charges	780	881	916	1,000	1,200
10	103	30080	00000	Dues: Organizations	260	320	300	330	400
10	103	30084	00000	Staff Development	1,269	1,450	1,944	2,000	2,500
10	103	33022	00000	Building/Grounds Maintenance	1,145	5,112	2,950	6,000	4,000
10	103	34042	00000	Gas & Fuel Oil	179	232	208	400	400
10	103	34043	00000	Electricity	4,506	4,618	4,213	5,000	5,000
10	103	34044	00000	Water/Sewer/Garbage	1,290	1,504	1,478	2,000	2,000
10	103	40027	00000	Safety Equipment	135	32	1,155	450	1,000
10	103	40031	00000	Small Equipment	1,205	5,767	2,384	2,500	2,500
10	103	40032	00000	Operational	4,421	7,073	6,823	6,000	7,000
10	103	40045	00000	IT Replacement Eq/Software	-	1,006	-	-	1,500
10	103	40065	00000	Uniforms/Clothing	504	526	632	600	750
10	103	40102	00000	Periodicals	240	240	260	250	280
10	103	60831	00000	Pauper Funerals - Moved from DSS in 2021	750	200	1,210	5,000	3,000
10	103	80103	00000	Vehicle Maintenance	1,404	1,950	2,390	2,500	2,750
10	103	81103	00000	Gasoline	3,914	6,405	6,538	7,000	7,000
Expenditure Total					83,303	53,391	49,336	56,270	59,505
Department Total					257,253	306,492	328,125	348,937	380,370
Direct Revenue									
					FY 2021	FY 2022	FY 2023	FY 2024	FY 2025
					Actual	Actual	Actual	Budget	Budget
10	81	00810	21200	Coroner Supplement	1,575	1,575	1,575	15,000	15,000
Departmental Total Direct Revenue					1,575	1,575	1,575	15,000	15,000
Positions									
					FY 2021	FY 2022	FY 2023	FY 2024	FY 2025
Full Time General Fund Employees					2	3	3	3	3
Part-Time General Fund Employees					-	-	-	1	1
Total Positions					2	3	3	4	4

**Oconee County, South Carolina
County Attorney (741)
2024-2025 Budget**

Account Number				Description	FY 2021 Actual	FY 2022 Actual	FY 2023 Actual	FY 2024 Amended Budget 2024-11	FY 2025 Administrator Recommended
10	741	10110	00000	Salary and Wages	173,518	160,906	174,153	211,200	170,000
10	741	20013	00000	Social Security	11,548	11,126	12,568	16,157	13,005
10	741	20014	00000	Retirement	27,183	26,496	31,386	39,199	29,852
10	741	20015	00000	Workers Compensation	4,839	1,788	711	828	629
10	741	20016	00000	Health Insurance	18,278	18,278	18,278	18,278	9,139
10	741	20027	00000	Dental	1,100	1,100	1,100	1,100	550
10	741	20028	00000	Vision	200	200	200	200	100
Salary and Wage Totals					236,666	219,894	238,396	286,962	223,275
10	741	30025	00000	Professional	74,234	143,919	109,799	110,000	110,000
10	741	30080	00000	Dues: Organizations	1,178	978	688	1,255	1,255
10	741	30084	00000	Staff Development	1,767	480	365	3,000	3,000
10	741	40031	00000	Small Equipment	255	689	1,338	1,500	1,500
10	741	40032	00000	Operational	7,764	8,963	12,035	8,000	8,000
10	741	40045	00000	IT Replacement Eq/Software	-	-	490	500	500
10	741	40102	00000	Periodicals	-	73	73	300	300
10	741	60767	00000	Contingency	-	-	-	10,000	10,000
Expenditure Total					85,198	155,102	124,788	134,555	134,555
Department Total					321,864	374,996	363,184	421,517	357,830
Direct Revenue									
					FY 2021	FY 2022	FY 2023	FY 2024	FY 2025
					Actual	Actual	Actual	Budget	Budget
Departmental Total Direct Revenue					-	-	-	-	-
Positions									
					FY 2021	FY 2022	FY 2023	FY 2024	FY 2025
Total Full Time Employees					2	2	2	2	1
					2	2	2	2	1

**Oconee County, South Carolina
County Council (704)
2024-2025 Budget**

Account Number				Description	FY 2021 Actual	FY 2022 Actual	FY 2023 Actual	FY 2024 Amended Budget 2024-11	FY 2025 Administrator Recommended
10	704	10110	00000	Salary and Wages	84,184	86,907	88,859	92,110	90,134
10	704	20013	00000	Social Security	5,094	5,112	5,815	7,041	6,895
10	704	20014	00000	Retirement	11,815	12,451	13,245	16,161	16,729
10	704	20015	00000	Workers Compensation	1,540	1,271	390	1,409	1,331
10	704	20016	00000	Health Insurance	54,834	54,834	54,834	54,834	54,834
10	704	20027	00000	Dental	3,300	3,300	3,300	3,300	3,300
10	704	20028	00000	Vision	600	600	600	600	600
Salary and Wage Totals					161,367	164,475	167,043	175,455	173,823
10	704	30018	00000	Travel	1,234	1,314	1,542	3,500	3,850
10	704	30025	00000	Professional	4,270	3,113	4,640	5,500	6,050
10	704	30025	00001	Professional - Auditing Firm	53,700	53,900	69,000	75,000	82,500
10	704	30059	00000	Xerox Copies	1,200	1,281	1,408	2,000	2,000
10	704	30080	00000	Dues: Organizations	1,535	1,535	1,535	1,535	1,689
10	704	30084	00000	Staff Development	2,557	4,888	15,333	15,000	17,500
10	704	40031	00000	Small Equipment	5,123	519	-	300	3,000
10	704	40032	00000	Operational	581	894	2,555	2,000	2,200
10	704	40034	00000	Food	282	219	440	1,500	1,500
10	704	40045	00000	It Replacement/Equip Software	4,879		-	-	-
10	704	40102	00000	Magazines/Newspapers	-		-	200	220
10	704	60767	00000	Contingency	552		-	2,500	-
10	704	95100	20201	SC Association of Counties	13,554	13,554	13,554	13,555	13,555
10	704	95100	20217	Appalachian Council of Governments	38,993	38,993	38,993	38,993	38,993
10	704	95100	20255	Ten at the Top (TATT)	5,000	5,000	5,000	-	-
Expenditure Total					133,460	125,210	154,000	161,583	173,057
Department Total					294,827	289,685	321,043	337,038	346,880
Direct Revenue									
					FY 2021	FY 2022	FY 2023	FY 2024	FY 2025
					Actual	Actual	Actual	Budget	Budget
Departmental Total Direct Revenue					-	-	-	-	-
Positions									
					FY 2021	FY 2022	FY 2023	FY 2024	FY 2025
Total Full Time Employees					1	1	1	1	1
Council Members					5	5	5	5	5

**Oconee County, South Carolina
Delinquent Tax Collector (305)
2024-2025 Budget**

Account Number				Description	FY 2021 Actual	FY 2022 Actual	FY 2023 Actual	FY 2024 Amended Budget 2024-11	FY 2025 Administrator Recommended
10	305	10110	00000	Salary and Wages	113,038	132,562	133,928	143,694	145,703
10	305	10710	00000	Overtime	100	91	-	-	-
10	305	20013	00000	Social Security	7,832	9,285	9,816	10,992	11,146
10	305	20014	00000	Retirement	18,817	21,704	24,271	25,232	27,042
10	305	20015	00000	Workers Compensation	795	939	742	3,951	4,247
10	305	20016	00000	Health Insurance	27,417	27,417	27,417	27,417	27,417
10	305	20027	00000	Dental	1,650	1,650	1,650	1,650	1,650
10	305	20028	00000	Vision	300	300	300	300	300
Salary and Wage Totals					169,949	193,948	198,124	213,236	217,505
10	305	30025	60305	Professional-Tax Sale	109,454	105,095	94,839	110,000	110,000
10	305	30056	00000	Data Processing	9,633	6,012	7,737	9,000	9,000
10	305	30059	00000	Copier Click Charges	2,991	3,349	2,220	3,000	3,000
10	305	30068	60305	Advertising- Tax Sale	22,302	22,302	24,419	25,000	25,400
10	305	30080	00000	Dues: Organizations	50	305	105	115	115
10	305	30084	00000	Staff Development	-	1,427	1,048	1,500	1,500
10	305	40031	00000	Small Equipment	-	4,194	-	200	-
10	305	40032	00000	Operational	1,369	1,556	2,213	1,600	1,700
10	305	40032	60305	Operational- Tax Sale	3,357	5,110	2,098	7,000	6,000
10	305	40033	60305	Postage - Tax Sale	59,170	31,175	33,162	36,000	35,000
10	305	40045	00000	IT replacement eq/software	-	878	-	-	-
10	305	40065	60305	Uniform Clothing - Tax Sale	134	104	98	150	150
Expenditure Total					208,460	181,507	167,939	193,565	191,865
Department Total					378,409	375,455	366,063	406,801	409,370
Direct Revenue									
					FY 2021 Actual	FY 2022 Actual	FY 2023 Actual	FY 2024 Budget	FY 2025 Budget
10	80	805	10285	Tax Sale Fees	268,720	221,694	207,104	250,000	250,000
10	80	805	12501	Tax Collector Fees	54,510	37,408	42,560	50,000	50,000
Departmental Total Direct Revenue					323,230	259,102	249,664	300,000	300,000
Positions									
					FY 2021	FY 2022	FY 2023	FY 2024	FY 2025
Total Full Time Employees					3	3	3	3	3

**Oconee County, South Carolina
Department of Social Services (402)
2024-2025 Budget**

Account Number				Description	FY 2021 Actual	FY 2022 Actual	FY 2023 Actual	FY 2024 Amended Budget 2024-11	FY 2025 Administrator Recommended
10	402	30041	00000	Telecommunications	11,287	11,225	10,499	11,300	11,000
10	402	40032	00000	Operational	148	195	103	300	300
Expenditure Total					11,435	11,420	10,602	11,600	11,300
Department Total					11,435	11,420	10,602	11,600	11,300

Direct Revenue					
	FY 2021 Actual	FY 2022 Actual	FY 2023 Actual	FY 2024 Budget	FY 2025 Budget
Departmental Total Direct Revenue	-	-	-	-	-

Positions					
	FY 2021	FY 2022	FY 2023	FY 2024	FY 2025
Total Full Time Employees	-	-	-	-	-

**Oconee County, South Carolina
Detention Center (106)
2024-2025 Budget**

Account Number				Description	FY 2021 Actual	FY 2022 Actual	FY 2023 Actual	FY 2024 Amended Budget 2024 11	FY 2025 Administrator Recommended
10	106	10110	00000	Salary and Wages	1,923,447	1,965,099	1,941,341	2,140,627	2,345,981
10	106	10710	00000	Overtime	83,161	117,805	135,474	85,000	100,000
10	106	20013	00000	Social Security	146,507	153,038	160,449	189,924	206,724
10	106	20014	00000	Retirement	363,605	397,746	435,742	492,196	572,794
10	106	20015	00000	Workers Compensation	78,947	93,276	77,627	93,116	97,650
10	106	20016	00000	Health Insurance	438,672	447,811	466,089	466,089	466,089
10	106	20027	00000	Dental	26,400	26,950	28,050	28,050	28,050
10	106	20028	00000	Vision	4,800	4,900	5,100	5,100	5,100
Salary and Wage Totals					3,065,539	3,206,625	3,249,872	3,500,102	3,822,388
10	106	30024	00000	Equipment Maintenance	13,946	14,659	13,189	15,000	15,000
10	106	30025	00000	Professional	991	758	2,368	3,600	3,000
10	106	30028	00000	State Inmate Stipend	11,556	11,888	13,436	17,000	14,000
10	106	30037	00000	Equipment (Leased or Rented)	257	-	-	-	-
10	106	30056	00000	Data Processing	34,964	40,151	46,021	48,700	53,000
10	106	30059	00000	Copier Click Charges	9,746	8,431	8,965	10,000	10,000
10	106	30062	00000	Medical	403,573	411,545	421,632	475,000	498,750
10	106	30080	00000	Dues: Organizations	1,500	1,200	1,190	2,000	2,000
10	106	30084	00000	Staff Development	7,683	12,381	5,982	12,500	10,000
10	106	33022	00000	Building/Grounds Maintenance	58,195	70,566	175,188	62,000	100,000
10	106	34042	00000	Gas and Fuel Oil	19,985	30,905	37,168	35,000	35,000
10	106	34043	00000	Electricity	211,434	191,424	214,502	200,000	200,000
10	106	34044	00000	Water/Sewer/Garbage	50,209	68,036	88,987	70,000	70,000
10	106	40031	00000	Small Equipment	16,810	32,818	21,247	27,000	27,000
10	106	40032	00000	Operational	72,374	72,470	76,568	75,000	75,000
10	106	40033	00000	Postage	84	165	164	900	500
10	106	40034	00000	Food	306,888	332,359	352,043	375,000	394,500
10	106	40045	00000	IT Replacement Equipment/Software	10,528	4,532	8,578	9,000	10,000
10	106	40065	00000	Uniforms/Clothing	37,587	39,571	46,931	45,000	45,000
10	106	40102	00000	Periodicals	-	-	-	100	100
10	106	60741	00000	Juvenile Detention Services (Department of Juvenile Justice)	13,425	13,050	13,250	27,000	17,000
Expenditure Total					1,281,735	1,356,909	1,547,409	1,509,800	1,579,850
Department Total					4,347,274	4,563,534	4,797,281	5,009,902	5,402,238
Direct Revenue									
					FY 2021 Actual	FY 2022 Actual	FY 2023 Actual	FY 2024 Budget	FY 2025 Budget
					-	-	-	-	-
Departmental Total Direct Revenue					-	-	-	-	-
Positions									
					FY 2021	FY 2022	FY 2023	FY 2024	FY 2025
General Fund Officers					46	48	49	49	49
General Fund Regular Staff					2	2	2	2	2
Grant Funded Officer - Fund 013					-	-	-	1	1
					48	50	51	52	52

**Oconee County, South Carolina
Economic Development (707)
2024-2025 Budget**

Account Number				Description	FY 2021 Actual	FY 2022 Actual	FY 2023 Actual	FY 2024 Amended Budget 2024-11	FY 2025 Administrator Recommended
10 707 10110 00000	Salary and Wages				200,260	184,868	231,624	279,291	230,917
10 707 20013 00000	Social Security				15,020	13,628	17,665	21,365	21,643
10 707 20014 00000	Retirement				31,299	30,219	41,011	48,734	52,509
10 707 20015 00000	Workers Compensation				4,706	5,949	6,566	8,454	8,247
10 707 20016 00000	Health Insurance				36,556	36,556	36,556	36,556	36,556
10 707 20027 00000	Dental				2,200	2,200	2,200	2,200	2,200
10 707 20028 00000	Vision				400	400	400	400	400
Salary and Wage Totals					290,441	273,820	336,022	397,000	352,472
10 707 30059 00000	Copier Click Charges				377	395	1,100	3,000	1,500
10 707 30071 00000	Rent				18,294	11,872	22,700	25,700	27,000
10 707 33022 00000	Equip Maint-Sign Maint				322	1,798	49	2,500	1,500
10 707 34043 00001	Electricity - Commerce Center				1,931	1,562	1,907	2,225	2,400
10 707 34043 00104	Electricity-OITP				4,251	3,969	4,644	4,900	5,100
10 707 34044 00104	Water/Sewer/Garbage-OITP				458	816	861	1,000	1,200
10 707 40031 00000	Non-Capital Equipment				2,332	-	475	1,000	2,000
10 707 60907 90715	SDOC C-14-2286 US Engine				60,000	-	-	-	-
10 707 80707 00000	Vehicle Maintenance				102	222	4,772	500	500
10 707 81707 00000	Gasoline				308	940	2,276	1,000	2,500
10 707 95100 20217	EDIS Partnership via Appalachian Council of Governments				12,199	12,199	12,199	12,199	12,300
10 707 95100 20254	Mountain Lakes Business Development Corporation				34,550	27,500	27,500	25,000	18,000
10 707 95100 20256	Oconee Economic Alliance				156,393	156,275	150,000	150,000	150,000
10 707 95100 20257	Upstate SC Alliance				-	39,187	78,374	40,000	39,187
Expenditure Total					291,517	256,735	306,857	269,024	263,187
Department Total					581,958	530,555	642,879	666,024	615,659
Direct Revenue									
					FY 2021	FY 2022	FY 2023	FY 2024	FY 2025
					Actual	Actual	Actual	Budget	Budget
Departmental Total Direct Revenue					-	-	-	-	-
Positions									
					FY 2021	FY 2022	FY 2023	FY 2024	FY 2025
Total Full Time Employees					5	4	4	4	4

**Oconee County, South Carolina
Facilities Maintenance (714)
2024-2025 Budget**

Account Number				Description	FY 2021 Actual	FY 2022 Actual	FY 2023 Actual	FY 2024 Amended Budget 2024-11	FY 2025 Administrator Recommended
10 714 10110 00000	Salary and Wages			549,679	533,618	586,965	661,907	645,691	
10 714 10710 00000	Overtime			2,527	1,670	1,261	2,575	1,500	
10 714 20013 00000	Social Security			39,742	38,797	44,116	50,814	49,527	
10 714 20014 00000	Retirement			85,943	88,352	105,870	116,673	120,159	
10 714 20015 00000	Workers Compensation			27,622	31,361	27,437	29,710	29,294	
10 714 20016 00000	Health Insurance			127,946	137,085	137,085	146,224	137,085	
10 714 20027 00000	Dental			7,150	8,250	8,250	8,800	8,250	
10 714 20028 00000	Vision			1,300	1,500	1,500	1,600	1,500	
Salary and Wage Totals				841,909	840,633	912,484	1,018,303	993,006	
10 714 30024 00000	Equipment Maintenance			1,257	659	835	1,500	1,200	
10 714 30025 00000	Professional			-	8,321	765	10,000	7,500	
10 714 30059 00000	Copier Clicks			288	237	266	250	250	
10 714 30084 00000	Staff Development			-	-	-	250	250	
10 714 33022 00000	Building/Grounds Maintenance			7,997	11,533	8,165	7,500	7,750	
10 714 33022 00109	Building Maintenance - Probation and Parole			3,676	1,241	4,088	5,000	5,000	
10 714 33022 00206	Building/Grounds-Salem Library			-	-	-	-	-	
10 714 33022 00208	Building/Grounds-Seneca Library			74,650	-	-	-	-	
10 714 33022 00270	Building/Grounds - Oakway Intm			1,284	1,659	1,974	1,500	2,000	
10 714 33022 00310	Building/Grounds - Christ Central			-	-	-	-	-	
10 714 33022 00402	Building Maintenance - DSS Building			13,122	19,876	32,651	17,500	10,000	
10 714 33022 00405	Buildings/Grounds Rosa Clark			-	129	140	1,000	1,000	
10 714 33022 00407	Building Maintenance - Lakeview Rest Home			159,188	14,277	7,339	12,000	10,000	
10 714 33022 00510	Building Maintenance - Courthouse			35,198	31,875	80,120	45,000	65,000	
10 714 33022 00703	Building Maintenance - Walhalla Health Department			106,548	5,604	8,852	5,000	6,000	
10 714 33022 00716	Building Maintenance - USDA Building			13,184	723	175	2,500	1,500	
10 714 33022 00723	Building Maintenance - Pine Street			39,659	44,706	63,979	50,000	55,000	
10 714 33022 00729	Building Maintenance - Brown Building			11,246	2,208	3,574	5,000	3,500	
10 714 34042 00109	Gas and Fuel Oil - Probation and Parole			1,416	1,619	1,328	2,000	2,000	
10 714 34042 00270	Gas and Fuel Oil - Oakway Intm			4,120	5,771	6,979	7,000	7,250	
10 714 34042 00410	Gas and Fuel Oil - Walhalla Health			656	157	160		200	
10 714 34042 00510	Gas and Fuel Oil - Courthouse			21,369	29,533	30,942	32,000	33,000	
10 714 34042 00723	Gas and Fuel Oil - Pine Street			2,632	2,194	3,209	3,500	3,500	
10 714 34042 00729	Gas and Fuel Oil - Brown Building			1,081	1,373	1,940	2,200	2,000	
10 714 34043 00000	Electricity - Facilities Maintenance			819	721	1,064	1,000	1,100	
10 714 34043 00109	Electricity - Probation and Parole			4,391	4,142	4,602	5,700	5,700	
10 714 34043 00270	Electricity - Oakway School			23,274	26,451	27,219	28,000	30,000	
10 714 34043 00402	Electricity - DSS Building			39,123	38,178	40,718	40,000	42,000	

**Oconee County, South Carolina
Facilities Maintenance (714)
2024-2025 Budget**

Account Number				Description	FY 2021 Actual	FY 2022 Actual	FY 2023 Actual	FY 2024 Amended Budget 2024-11	FY 2025 Administrator Recommended
10	714	34043	00403	Electricity - Walhalla Health Department	16,183	19,449	23,522	25,000	25,500
10	714	34043	00409	Electricity - Foothills Alliance	391	970	1,031	1,200	1,350
10	714	34043	00510	Electricity - Courthouse	66,417	66,693	73,156	75,000	76,500
10	714	34043	00723	Electricity - Pine Street	44,565	37,771	39,315	40,000	41,500
10	714	34043	00729	Electricity - Brown Building	12,581	12,959	10,505	13,000	13,500
10	714	34044	00000	Water - Facilities Maintenance	806	905	912	1,000	1,000
10	714	34044	00109	Water - Probation and Parole	650	972	1,027	1,200	1,350
10	714	34044	00270	Water - Oakway School	2,283	1,196	1,402	2,500	2,650
10	714	34044	00402	Water - DSS Building	2,712	3,550	3,945	3,800	4,000
10	714	34044	00403	Water - Walhalla Health Department	837	975	882	1,200	1,350
10	714	34044	00409	Water - Foothills Alliance	575	659	736	750	1,000
10	714	34044	00510	Water - Courthouse	3,215	3,677	4,635	4,000	4,250
10	714	34044	00723	Water - Pine Street	2,307	2,936	3,263	3,200	3,350
10	714	34044	00729	Water - Brown Building	1,012	1,381	2,002	1,750	1,800
10	714	40027	00000	Safety Equipment	2,050	3,625	3,421	3,500	3,600
10	714	40031	00000	Small Equipment	10,527	8,343	12,806	10,000	10,500
10	714	40032	00000	Operational	28,722	33,368	35,300	35,000	35,500
10	714	40045	00000	IT Replacement Eq/Software	1,300	-	-	-	-
10	714	40065	00000	Uniforms/Clothing	9,186	4,039	9,875	6,000	6,250
10	714	80714	00000	Vehicle Maintenance	9,446	6,204	8,366	7,000	7,500
10	714	81714	00000	Gasoline	11,959	22,966	23,063	20,000	23,000
10	714	82714	00000	Diesel	-	-	33	-	-
Expenditure Total					793,902	485,825	590,281	540,500	568,150
Department Total					1,635,811	1,326,458	1,502,765	1,558,803	1,561,156
Direct Revenue									
					FY 2021	FY 2022	FY 2023	FY 2024	FY 2025
					Actual	Actual	Actual	Budget	Budget
Departmental Total Direct Revenue					-	-	-	-	-
Positions									
					FY 2021	FY 2022	FY 2023	FY 2024	FY 2025
Total Full Time Employees					15	15	15	15	15
					15	15	15	15	15

**Oconee County, South Carolina
Finance Department (708)
2024-2025 Budget**

Account Number				Description	FY 2021 Actual	FY 2022 Actual	FY 2023 Actual	FY 2024 Amended Budget 2024-11	FY 2025 Administrator Recommended
10	708	10110	00000	Salary and Wages	328,534	336,611	361,136	349,678	385,482
10	708	10710	00000	Overtime	956	1,369	407	1,000	-
10	708	20013	00000	Social Security	23,454	24,403	26,821	26,829	29,566
10	708	20014	00000	Retirement	50,017	52,311	61,345	61,408	71,549
10	708	20015	00000	Workers Compensation	1,370	1,411	1,232	1,405	1,452
10	708	20016	00000	Health Insurance	63,973	54,834	54,834	54,834	54,834
10	708	20027	00000	Dental	3,850	3,300	3,300	33,000	3,300
10	708	20028	00000	Vision	700	600	600	600	600
Salary and Wage Totals					472,854	474,839	509,675	528,754	546,783
10	708	30025	00000	Professional	19,953	33,554	28,043	15,000	15,000
10	708	30059	00000	Copies	4,523	5,360	5,809	4,800	5,000
10	708	30080	00000	Dues: Organizations	1,345	1,095	1,095	1,150	1,170
10	708	30084	00000	Staff Development	280	790	909	3,000	3,000
10	708	40031	00000	Small Equipment	714	6,508	9,629	1,800	1,800
10	708	40032	00000	Operational	5,408	6,456	5,190	6,000	6,000
10	708	40045	00000	IT Replacement Equipment/Software	-	3,452	1,899	2,000	1,800
Expenditure Total					32,223	57,215	52,574	33,750	33,770
Department Total					505,077	532,054	562,249	562,504	580,553
Direct Revenue									
					FY 2021 Actual	FY 2022 Actual	FY 2023 Actual	FY 2024 Budget	FY 2025 Budget
Departmental Total Direct Revenue					-	-	-	-	-
Positions									
					FY 2021	FY 2022	FY 2023	FY 2024	FY 2025
Total Full Time Employees					6	6	6	6	6
Part-Time Employee					1	1	1	1	1
					7	7	7	7	7

**Oconee County, South Carolina
Fire/Emergency Services (107)
2024-2025 Budget**

Account Number				Description	FY 2021 Actual	FY 2022 Actual	FY 2023 Actual	FY 2024 Amended Budget 2024-11	FY 2025 Administrator Recommended
10	107	10110	00000	Salary and Wages	1,358,981	1,444,408	1,584,840	1,541,553	2,187,548
10	107	10710	00000	Overtime	57,784	165,306	310,701	30,000	175,000
10	107	20013	00000	Social Security	103,977	117,145	147,292	143,973	201,772
10	107	20014	00000	Retirement	252,440	301,245	391,502	374,615	559,060
10	107	20015	00000	Workers Compensation	157,278	194,956	187,851	230,923	307,307
10	107	20016	00000	Health Insurance	319,865	319,865	383,838	383,838	466,089
10	107	20027	00000	Dental	19,250	19,250	23,100	23,100	28,050
10	107	20028	00000	Vision	3,500	3,500	4,200	4,200	5,100
Salary and Wage Totals					2,273,075	2,565,675	3,033,324	2,732,202	3,929,926
10	107	30024	00000	Equipment Maintenance	13,545	18,249	11,483	16,000	16,000
10	107	30025	00000	Professional	8,149	3,888	5,016	5,000	4,000
10	107	30041	00000	Telecommunications	4,572	4,442	4,770	6,500	6,000
10	107	30056	00000	Data Processing	25,231	29,294	30,536	35,000	35,000
10	107	30059	00000	Copier Click Charges	3,548	5,506	4,538	4,600	4,800
10	107	30062	00000	Medical - Physicals for Volunteers and Medical Supplies	84,402	81,712	95,718	90,000	020 Fund
10	107	30080	00000	Dues: Organizations	2,407	2,498	3,371	3,500	4,000
10	107	30084	00000	Staff Development	39,144	47,984	58,021	60,000	020 Fund
10	107	30090	00000	Commission Honoraria	900	900	1,000	1,200	1,200
10	107	30810	90910	Maint Rep Watershed Local USDA	328,103	-	-	-	-
10	107	33022	00000	Buildings/Grounds Maintenance	20,485	18,373	40,227	23,000	25,000
10	107	34042	00140	Fuel Oil Oakway	-	120	-	-	-
10	107	34043	00000	Electricity	10,207	9,427	12,092	11,500	16,000
10	107	34044	00000	Water/Sewer/Garbage	880	990	1,082	1,200	2,500
10	107	40031	00000	Non-Capital Equipment	-	-	103,449	020 Fund	020 Fund
10	107	40032	00000	Operational	27,930	26,216	31,183	30,000	33,000
10	107	40032	00000	Operational BountyLand	-	-	-	2,354	3,500
10	107	40033	00000	Postage	17	-	89	200	100
10	107	40034	00000	Food	7,526	7,255	11,429	7,500	8,000
10	107	40045	00000	It Replacement Equipment/Software	5,055	2,845	4,000	4,000	4,000
10	107	40065	00000	Uniforms/Clothing	15,998	29,792	31,623	42,500	46,000
10	107	80107	00000	Vehicle Maintenance	158,271	183,553	208,478	165,000	165,000
10	107	81107	00000	Gasoline	49,255	88,306	74,354	65,000	65,000
10	107	82107	00000	Diesel	5,047	6,857	12,078	8,000	25,000
				LEPC Budget	-	-	-	4,000	4,000
10	107	99999	00000	Miscellaneous Grant Match	1,522	8,445	4,753	10,000	-
Expenditure Total					812,194	576,652	749,290	596,054	468,100
Department Total					3,085,269	3,142,327	3,782,614	3,328,256	4,398,026
Direct Revenue									
					FY 2021	FY 2022	FY 2023	FY 2024	FY 2025
					Actual	Actual	Actual	Budget	Budget
Departmental Total Direct Revenue					-	-	-	-	-
Positions									
					FY 2021	FY 2022	FY 2023	FY 2024	FY 2025
Total Fire Employees					23	26	29	39	44
Total Emergency Services Employees					13	13	13	13	8
Grant Funded Opioid Awareness					-	-	-	1	1
Grant Funded Part Time Community Medical Responder					3	3	3	3	3
Total Part-Time Employees					7	7	7	7	7
					46	49	52	63	63

**Oconee County, South Carolina
Health Department (403)
2024-2025 Budget**

Account Number				Description	FY 2021 Actual	FY 2022 Actual	FY 2023 Actual	FY 2024 Amended Budget 2024-11	FY 2025 Administrator Recommended
10	403	30041	00000	Telecommunications	1,586	1,570	1,826	1,500	1,750
10	403	30062	00000	Medical	289	945	1,546	5,500	3,000
10	403	33022	00000	Building/Grounds Maintenance	3,861	47,932	4,345	3,000	4,000
10	403	34043	00000	Electricity	12,891	13,116	13,780	13,500	14,000
10	403	34044	00000	Water/Sewer/Garbage	2,475	3,170	2,906	2,000	3,000
10	403	40032	00000	Operational	745	1,964	3,382	3,200	2,750
10	403	40033	00000	Postage	322	332	-	-	-
Expenditure Total					22,169	69,029	27,785	28,700	28,500
Department Total					22,169	69,029	27,785	28,700	28,500
Direct Revenue									
					FY 2021 Actual	FY 2022 Actual	FY 2023 Actual	FY 2024 Budget	FY 2025 Budget
Departmental Total Direct Revenue					-	-	-	-	-
Positions									
					FY 2021	FY 2022	FY 2023	FY 2024	FY 2025
Total Full Time Employees					-	-	-	-	-

**Oconee County, South Carolina
High Falls Park (203)
2024-2025 Budget**

Account Number				Description	FY 2021 Actual	FY 2022 Actual	FY 2023 Actual	FY 2024 Amended Budget 2024-11	FY 2025 Administrator Recommended
10	203	10110	00000	Salary and Wages	184,254	191,669	232,080	247,084	256,363
10	203	10710	00000	Overtime	8,987	11,578	7,555	8,500	8,000
10	203	20013	00000	Social Security	14,096	14,428	17,588	19,572	20,262
10	203	20014	00000	Retirement	30,143	33,468	38,598	44,926	49,159
10	203	20015	00000	Workers Compensation	9,219	11,172	10,516	10,464	11,483
10	203	20016	00000	Health Insurance	45,695	45,695	45,695	45,695	54,834
10	203	20027	00000	Dental	2,500	2,750	2,750	2,750	3,300
10	203	20028	00000	Vision	500	500	500	500	600
Salary and Wage Totals					295,394	311,260	355,282	379,491	404,001
10	203	30024	00000	Equipment Maintenance	691	76	121	700	700
10	203	30025	00000	Professional	53,837	65,961	61,884	50,098	50,098
10	203	30037	00000	Equipment Rental	3,698	-	-	-	-
10	203	30041	00000	Telecommunication (Lake Hartwell Ranger)	-	-	600	600	-
10	203	30059	00000	Copier Click Charges	298	595	641	500	600
10	203	33022	00000	Building/Grounds Maintenance	17,773	15,888	29	-	-
10	203	34042	00000	Gas and Fuel Oil	5,081	6,502	6,412	6,500	6,500
10	203	34043	00000	Electricity	42,345	37,323	37,842	36,000	38,000
10	203	34044	00000	Water/Sewer/Garbage	2,854	6,662	7,230	6,500	7,200
10	203	40027	00000	Safety Equipment (swim area)	672	696	449	1,000	1,000
10	203	40031	00000	Small Equipment	1,891	4,217	2,454	2,000	3,000
10	203	40032	00000	Operational	18,842	19,296	21,162	20,000	22,000
10	203	40034	00000	Food	56	45	224	200	200
10	203	40045	00000	IT Replacement/Software	-	863	23	1,000	1,000
10	203	40065	00000	Uniforms/Clothing	1,599	1,690	1,788	3,000	3,000
10	203	40832	00000	Concessions	7,294	20,125	17,467	20,000	22,000
10	203	60735	00000	General Gravel Use	752	482	347	5,000	4,000
Expenditure Total					157,683	180,421	158,673	153,098	159,298
Department Total					453,077	491,681	513,955	532,589	563,299

Direct Revenue					FY 2021	FY 2022	FY 2023	FY 2024	FY 2025
					Actual	Actual	Actual	Budget	Budget
10	80	805	00203	High Falls Park	220,987	220,798	261,970	225,000	250,000
10	80	805	62051	Fairplay Recreation Area	3,787	3,092	-	-	-
10	80	805	62052	Lawrence Bridge Recreation Area	3,505	2,512	-	-	-
10	80	805	62053	Mullins Ford	445	336	-	-	-
10	80	805	62054	Choestoea Landing	1,721	962	-	-	-
10	80	805	62055	Port Bass Landing Revenue	-	-	-	-	-
10	80	805	62056	Seneca Creek Landing	2,543	1,095	-	-	-
10	80	805	62057	South union Landing	487	333	-	-	-
Departmental Total Direct Revenue					220,987	220,798	261,970	225,000	250,000

Positions					FY 2021	FY 2022	FY 2023	FY 2024	FY 2025
Total Full Time Employees					5	5	6	6	6

**Oconee County, South Carolina
Human Resources (710)
2024-2025 Budget**

Account Number				Description	FY 2021 Actual	FY 2022 Actual	FY 2023 Actual	FY 2024 Amended Budget 2024-11	FY 2025 Administrator Recommended
10	710	10110	00000	Salary and Wages	176,965	218,920	196,440	186,658	192,558
10	710	10710	00000	Overtime	-	76	597	500	500
10	710	20013	00000	Social Security	12,321	15,400	14,954	14,659	14,807
10	710	20014	00000	Retirement	27,425	35,508	35,793	33,141	35,294
10	710	20015	00000	Workers Compensation	1,987	3,557	3,159	1,512	636
10	710	20016	00000	Health Insurance	27,417	27,417	31,283	27,417	27,417
10	710	20027	00000	Dental	1,650	1,650	1,883	1,650	1,650
10	710	20028	00000	Vision	300	300	342	300	300
Salary and Wage Totals					248,065	302,828	284,451	265,837	273,162
10	710	30018	00000	Travel	-	-	-	100	-
10	710	30025	00000	Professional	6,935	6,633	11,166	16,000	13,500
10	710	30059	00000	Copies	1,219	1,713	1,381	2,500	2,000
10	710	30062	00000	Medical	66,372	101,233	85,965	65,000	75,000
10	710	30080	00000	Dues: Organizations	538	937	349	600	800
10	710	30084	00000	Staff Development	1,840	3,242	5,652	3,500	4,000
10	710	40027	00000	Safety Equipment	3,355	3,576	1,082	-	-
10	710	40031	00000	Small Equipment	3,033	-	11,522	1,250	1,375
10	710	40032	00000	Operational	2,672	7,598	1,429	3,500	3,850
10	710	40034	00000	Food	-	-	136	-	-
10	710	40045	00000	IT Replacement Equipment/Software	-	1,220	-	1,500	1,500
10	710	40102	00000	Periodicals	935	-	516	1,000	750
10	710	80747	00000	Vehicle Maintenance	-	-	-	-	-
10	710	81747	00000	Gasoline	91	-	-	-	-
Expenditure Total					86,990	126,152	119,198	94,950	102,775
Department Total					335,055	428,980	403,649	360,787	375,937
Direct Revenue									
					FY 2021	FY 2022	FY 2023	FY 2024	FY 2025
					Actual	Actual	Actual	Budget	Budget
Departmental Total Direct Revenue					-	-	-	-	-
Positions									
					FY 2021	FY 2022	FY 2023	FY 2024	FY 2025
Total Full Time Employees					3	3	4	3	3

**Oconee County, South Carolina
Information Technology (711)
2024-2025 Budget**

Account Number				Description	FY 2021 Actual	FY 2022 Actual	FY 2023 Actual	FY 2024 Amended Budget 2024-11	FY 2025 Administrator Recommended
10	711	10110	00000	Salary and Wages	339,235	398,950	455,594	433,759	457,381
10	711	20013	00000	Social Security	24,611	29,335	34,903	33,184	34,990
10	711	20014	00000	Retirement	52,215	65,688	82,124	76,066	84,890
10	711	20015	00000	Workers Compensation	3,017	5,575	4,938	3,488	4,186
10	711	20016	00000	Health Insurance	54,834	63,973	63,973	63,973	54,834
10	711	20027	00000	Dental	3,300	3,850	3,850	3,850	3,300
10	711	20028	00000	Vision	600	700	700	700	600
Salary and Wage Totals					477,812	568,071	646,082	615,020	640,181
10	711	30024	00000	Equipment Maintenance	52,522	79,020	51,156	150,000	177,000
10	711	30024	00073	Equipment Maintenance - GIS	50,000	55,000	55,000	59,000	59,000
10	711	30025	00000	Professional	17,151	7,547	2,227	15,000	12,000
10	711	30025	00073	Professional - GIS	11,073	14,573	11,573	10,000	19,500
10	711	30025	00371	Professional-Website	24,000	24,000	24,000	24,000	24,000
10	711	30037	00000	Equipment - Leased/Rented	40,630	40,630	-	78,000	37,000
10	711	30041	00000	Telecommunications	147,482	144,550	115,159	148,000	143,000
10	711	30056	00000	Data Processing	41,474	58,706	94,150	70,000	95,000
10	711	30059	00000	Copier Click Charges	250	345	289	300	350
10	711	30084	00000	Staff Development	-	750	2,470	1,500	5,000
10	711	40031	00000	Small Equipment	31,108	9,705	41,092	9,500	10,000
10	711	40031	00073	Small Equipment - GIS	-	-	-	1,500	1,500
10	711	40032	00000	Operational	3,968	2,943	5,092	3,500	5,500
10	711	40045	00000	IT Replacement EQ/Software (All Dept)	7,071	44,977	56,194	60,000	60,000
10	711	80711	00000	Vehicle Maintenance	414	1,740	3,176	2,000	2,000
10	711	81711	00000	Gasoline	2,032	3,987	3,877	4,000	4,000
Expenditure Total					429,175	488,473	465,455	636,300	654,850
Department Total					906,987	1,056,544	1,111,537	1,251,320	1,295,031
Direct Revenue									
					FY 2021 Actual	FY 2022 Actual	FY 2023 Actual	FY 2024 Budget	FY 2025 Budget
Departmental Total Direct Revenue					-	-	-	-	-
Positions									
					FY 2021	FY 2022	FY 2023	FY 2024	FY 2025
Total Full Time Employees					5	6	6	6	6

**Oconee County, South Carolina
Legislative Delegation (706)
2024-2025 Budget**

Account Number				Description	FY 2021 Actual	FY 2022 Actual	FY 2023 Actual	FY 2024 Amended Budget 2024-11	FY 2025 Administrator Recommended
10	706	10110	00000	Salary and Wages	56,559	54,575	-	64,084	56,212
10	706	20013	00000	Social Security	4,275	4,366	-	4,902	4,300
10	706	20014	00000	Retirement	8,759	9,505	-	11,253	10,433
10	706	20015	00000	Workers Compensation	1,619	1,734	17	224	185
10	706	20016	00000	Health Insurance	9,139	9,139	9,139	9,139	9,139
10	706	20027	00000	Dental	500	550	550	550	550
10	706	20028	00000	Vision	100	100	100	100	100
Salary and Wage Totals					80,951	79,969	9,806	90,252	80,919
10	706	30018	00000	Travel	-	-	-	800	500
10	706	30059	00000	Copier Click Charges	990	928	520	750	750
10	706	30071	00000	Rent	11,400	11,400	11,400	11,400	11,400
10	706	40031	00000	Small Equipment	-	-	-	500	-
10	706	40032	00000	Operational	1,564	362	147	1,500	750
10	706	40033	00000	Postage	-	-	10	100	100
Expenditure Total					13,954	12,690	12,077	15,050	13,500
Department Total					94,905	92,659	21,883	105,302	94,419
Direct Revenue									
					FY 2021 Actual	FY 2022 Actual	FY 2023 Actual	FY 2024 Budget	FY 2025 Budget
Departmental Total Direct Revenue					-	-	-	-	-
Positions									
					FY 2021	FY 2022	FY 2023	FY 2024	FY 2025
Total Full Time Employees					1	1	1	1	1

**Oconee County, South Carolina
Library (206)
2024-2025 Budget**

Account Number				Description	FY 2021 Actual	FY 2022 Actual	FY 2023 Actual	FY 2024 Amended Budget 2024-11	FY 2025 Administrator Recommended
10	206	10110	00000	Salary and Wages	673,847	668,830	718,646	763,035	785,152
10	206	10710	00000	Overtime	-	174	331	-	500
10	206	20013	00000	Social Security	48,941	48,503	54,742	58,372	60,102
10	206	20014	00000	Retirement	104,386	110,043	128,240	133,989	145,817
10	206	20015	00000	Workers Compensation	9,054	9,061	5,382	2,366	6,019
10	206	20016	00000	Health Insurance	173,641	173,641	173,641	173,641	173,641
10	206	20027	00000	Dental	10,450	10,450	10,450	10,450	10,450
10	206	20028	00000	Vision	1,900	1,900	1,900	1,900	1,900
Salary and Wage Totals					1,022,219	1,022,602	1,093,332	1,143,753	1,183,581
10	206	30024	00000	Equipment Maintenance	2,500	1,255	2,475	2,703	2,703
10	206	30025	00000	Professional	111,624	144,648	134,369	140,000	145,000
10	206	30041	00000	Telecommunications	912	1,147	836	1,000	1,000
10	206	30056	00000	Data Processing	27,716	28,289	28,300	29,477	30,026
10	206	30059	00000	Copier Click Charges	6,089	7,569	9,392	8,500	8,500
10	206	30080	00000	Dues: Organizations	729	750	750	750	750
10	206	30084	00000	Staff Development	-	1,014	2,959	3,000	3,000
10	206	30090	00000	Commission Honoraria	900	900	900	900	900
10	206	33022	00207	Building/Grounds Maintenance -Walhalla	3,677	9,742	7,323	5,500	7,000
10	206	33022	00208	Building/Grounds Maintenance - Seneca	2,554	2,858	2,981	3,500	3,500
10	206	33022	00209	Building/Grounds Maintenance - Westminster	2,034	3,931	2,797	2,500	2,500
10	206	33022	00210	Building/Grounds Maintenance - Salem	4,235	2,585	2,102	2,020	2,020
10	206	34043	00207	Electricity - Walhalla	21,713	17,239	15,864	18,000	18,000
10	206	34043	00208	Electricity - Seneca	12,819	11,032	10,681	12,000	12,000
10	206	34043	00209	Electricity - Westminster	13,274	10,554	8,809	12,000	11,000
10	206	34043	00210	Electricity - Salem	5,000	5,000	5,000	5,000	5,000
10	206	34044	00207	Water/Sewer/Garbage - Walhalla	1,545	1,979	1,547	1,700	1,700
10	206	34044	00208	Water/Sewer/Garbage - Seneca	952	1,607	1,727	2,000	2,000
10	206	34044	00209	Water/Sewer/Garbage - Westminster	919	969	1,004	1,200	1,200
10	206	40031	00000	Small Equipment	5,300	5,453	2,200	2,800	2,800
10	206	40032	00000	Operational	11,207	6,652	8,904	8,000	8,000
10	206	40033	00000	Postage	667	33	48	500	500
10	206	40034	00000	Food	500	395	165	500	500
10	206	40045	00000	IT Replacement/Software	-	3,209	-	-	-
10	206	40101	00000	Books	85,732	92,456	84,685	85,000	87,000
10	206	40102	00000	Periodicals	22,197	22,200	22,200	22,500	23,000
10	206	40103	00000	Audio Visual	11,206	11,293	11,300	11,300	11,500
10	206	80206	00000	Vehicle Maintenance	1,988	2,718	1,607	1,500	1,500
10	206	81206	00000	Gasoline	2,315	3,957	2,227	4,000	4,000
10	206	82206	00000	Diesel	860	2,378	2,459	3,000	3,000
Expenditure Total					361,164	403,812	375,611	390,850	399,599
Department Total					1,383,383	1,426,414	1,468,943	1,534,603	1,583,180
Direct Revenue									
					FY 2021 Actual	FY 2022 Actual	FY 2023 Actual	FY 2024 Budget	FY 2025 Budget
10	80	805	11000	Library Fines and Fees	11,610	13,262	12,402	15,000	15,000

**Oconee County, South Carolina
Library (206)
2024-2025 Budget**

Account Number	Description	FY 2021 Actual	FY 2022 Actual	FY 2023 Actual	FY 2024 Amended Budget 2024-11	FY 2025 Administrator Recommended
Departmental Total Direct Revenue		11,610	13,262	12,402	15,000	15,000
Positions						
		FY 2021	FY 2022	FY 2023	FY 2024	FY 2025
Total Full Time Employees		19	19	19	19	19
Part-Time Employees		2	2	2	2	2
Grant Funded Employees		-	-	1	1	1
		21	21	22	22	22
Description	FY 2021 Actual	FY 2022 Actual	FY 2023 Actual	FY 2014 Council Approved	FY 2014 Council Approved	
Maintenance of Effort	1,383,383	1,426,414	1,468,943	1,534,603	1,583,180	
			85,560	108,189	114,237	
No one time capital is to be included in totals.						

**Oconee County, South Carolina
Magistrate (509)
2024-2025 Budget**

Account Number				Description	FY 2021 Actual	FY 2022 Actual	FY 2023 Actual	FY 2024 Amended Budget 2024-11	FY 2025 Administrator Recommended
10	509	10110	00000	Salary and Wages	523,121	535,867	562,832	667,210	701,828
10	509	10710	00000	Overtime	577	1,962	4,078	500	5,000
10	509	20013	00000	Social Security	38,161	39,622	42,751	51,309	54,072
10	509	20014	00000	Retirement	88,854	96,976	110,372	135,278	141,981
10	509	20015	00000	Workers Compensation	3,934	8,619	12,040	12,621	12,739
10	509	20016	00000	Health Insurance	82,252	82,251	82,251	82,251	91,390
10	509	20027	00000	Dental	4,950	4,950	4,950	4,950	5,500
10	509	20028	00000	Vision	900	900	900	900	1,000
Salary and Wage Totals					742,749	771,147	820,174	955,019	1,013,510
10	509	30018	00000	Travel	-	4	236	400	400
10	509	30026	00000	Court Expenditures	2,280	8,470	10,794	15,000	13,000
10	509	30041	00000	Telecommunications	-	106	-	500	100
10	509	30056	00000	Data Processing	25,000	25,000	25,000	25,000	25,000
10	509	30059	00000	Copier Click Charges	4,167	5,829	4,911	5,500	5,500
10	509	30071	00000	Rent	23,760	1,482	15,840	23,760	23,760
10	509	30080	00000	Dues: Organizations	325	785	410	600	635
10	509	30084	00000	Staff Development	-	3,444	5,035	5,000	5,000
10	509	33022	00000	Building/Grounds Maintenance	1,462	1,310	7,791	10,000	9,000
10	509	34042	00000	Gas and Fuel Oil - Walhalla	540	858	1,834	1,800	1,800
10	509	34043	00000	Electricity	8,822	10,408	11,230	12,000	12,000
10	509	34044	00000	Water/Sewer/Garbage - Seneca	973	721	7,531	1,000	1,000
10	509	40031	00000	Small Equipment	-	2,312	634	2,500	2,000
10	509	40032	00000	Operational	4,505	7,183	5,568	5,500	5,500
10	509	40034	00000	Food	139	106	74	500	500
10	509	40045	00000	IT Replacement Equipment/Software	99	3,828	927	5,000	3,500
10	509	80509	00000	Vehicle Maintenance	17	669	1,182	1,500	1,500
10	509	81509	00000	Gasoline	668	1,639	1,308	2,000	1,500
Expenditure Total					72,757	74,154	100,305	117,560	111,695
Department Total					815,506	845,301	920,479	1,072,579	1,125,205
Direct Revenue									
					FY 2021	FY 2022	FY 2023	FY 2024	FY 2025
					Actual	Actual	Actual	Budget	Budget
10	80	805	16001	Magistrate Fines	239,193	255,207	316,815	300,000	320,000
10	80	805	16002	Magistrate Court Fees	1,371	2,729	307	-	1,500
10	80	805	16003	Magistrate Civil Paper Fees	85,401	84,196	91,163	90,000	93,500
10	80	805	16004	25% Boating Fines Retained	1,049	1,192	1,145	1,100	1,500
10	80	805	16016	Liter Fines (90% GF)	1,004	559	1,476	1,500	1,500
10	80	805	16030	Magistrate Collection Cost	2,631	2,660	2,826	2,500	2,800
Departmental Total Direct Revenue					330,649	346,543	413,732	395,100	420,800
Positions									
					FY 2021	FY 2022	FY 2023	FY 2024	FY 2025
General Fund Full Time Employees					9	9	9	10	10
Part-Time Employees					2	2	2	2	2
					11	11	11	12	12

**Oconee County, South Carolina
Non-Departmental (709)
2024-2025 Budget**

Account Number				Description	FY 2021 Actual	FY 2022 Actual	FY 2023 Actual	FY 2024 Amended Budget 2024-11	FY 2025 Administrator Recommended
10	709	20015	00000	Workers Compensation	(169,871)	-	(104,472)	-	-
10	709	20016	00000	Health Insurance - Overage	1,239,293	2,512,552	2,061,191	-	-
10	709	20029	00000	Retiree Health Stipend	176,521	190,890	204,925	200,000	200,000
10	709	20032	00000	Pcori Fee	2,846	3,055	3,040	4,000	4,000
10	709	30025	00000	Professional	-	150,015	8,482	-	-
10	709	30025	00025	Professional Quarterly Shred	-	-	-	-	-
10	709	30037	00000	Mail Machine	4,594	339	4,881	5,000	5,000
10	708	30056	00000	Data Processing	190,696	205,619	183,126	296,180	230,000
10	709	30041	00000	Telecommunications	154,224	143,094	155,447	145,000	150,000
10	709	30066	00000	P & L Insurance	1,164,487	1,109,544	1,213,171	1,150,000	1,200,000
10	709	30068	00000	Advertising	243,140	214,133	227,260	220,000	215,000
10	709	30780	00000	Unemployment	13,101	-	3,595	10,000	5,000
10	709	40032	00019	Community Safety	65,549	20,907	64,511	66,000	50,000
10	709	40031	00000	Non Capital Equipment	1,587	143	62	-	-
10	709	40032	00000	Operational	469	327	403	-	-
10	709	40033	00000	Postage	51,356	81,138	92,439	80,000	110,000
10	709	30025	00017	Health Clinic at Pine Street	17,193	26,658	51,984	20,000	50,000
10	709	XXXXX	00190	Covid 19	247,862	19,043	-	-	-
10	709	XXXXX	00191	Tornado	77,634	-	-	-	-
10	709	XXXXX	00192	Flood Event	109,473	8,800	2,520	-	-
					3,590,154	4,686,257	4,172,565	2,196,180	2,219,000

Debt Service

10	709	55100	02015	2015 Lease-Principal Payoff 10/01/2020 \$4,200,000 Last Payment FY 20/21 10/01/2020 \$866,278.65	848,088	Paid Off in FY 2020-2021			
10	709	55200	02015	2015 Lease-Interest Payoff 10/01/2020 \$4,200,000	19,519				
10	709	55100	02018	Principal Payment - 2018 BB&T Capital Lease Last Payment FY 23/24 06/01/2024 \$365,000	59,765	61,618	63,528	65,497	-
10	709	55200	02018	Interest Payment - 2018 BB&T Capital Lease Purchase	7,763	5,910	4,000	2,030	-
10	709	55300	02018	Issuance Cost - 2018 Capital Lease Purchase	-	-	-	-	-
10	709	55100	02019	2019 Lease - Principal BB&T Last Payment 11/22/2024 2.2M	422,833	431,247	439,829	448,582	457,509
10	709	55200	02019	2019 Lease - Interest BB&T	43,780	35,366	26,784	18,031	9,104
10	709	55300	02019	Issuance Cost - 2019 Capital Lease Purchase	-	-	-	-	-

**Oconee County, South Carolina
Non-Departmental (709)
2024-2025 Budget**

Account Number				Description	FY 2021 Actual	FY 2022 Actual	FY 2023 Unaudited Actual	FY 2024 Amended Budget 2023-16	FY 2025 Budget Worksheet for Departments
10	709	55100	02020	2020 Lease - Principal JCI - TD Equip Finance - Pay off 01/01/2036	-	157,357	-	165,248	192,499
10	709	55200	02020	2020 Lease - Interest - TD Equip Finance	-	47,044	-	47,338	44,708
10	709	55300	02020	2020 Lease - Issuance Cost	-	-	-	-	-
2022 Cap Lease SCBAs - Principal					-	-	273,526.00	261,601.82	-
2022 Cap Lease SCBAs Interest					-	-	15,166.00	27,090.04	-
GASB Lease Principal					-	147,754			
Expenditure Total					1,401,748	886,296	822,833	1,035,418	703,820
Department Total					4,991,902	5,572,553	4,995,398	3,231,598	2,922,820
Direct Revenue									
					FY 2021 Actual	FY 2022 Actual	FY 2023 Actual	FY 2024 Budget	FY 2025 Budget
Departmental Total Direct Revenue					-	-	-	-	-
Positions									
					FY 2021	FY 2022	FY 2023	FY 2024	FY 2025
Total Full Time Employees					-	-	-	-	-

**Oconee County, South Carolina
Parks, Recreation, and Tourism (202)
2024-2025 Budget**

Account Number				Description	FY 2021 Actual	FY 2022 Actual	FY 2023 Actual	FY 2024 Amended Budget 2024-11	FY 2025 Administrator Recommended
10	202	10110	00000	Salary and Wages	163,803	171,860	171,238	334,572	398,542
10	202	10710	00000	Overtime	161	43	200	-	-
10	202	20013	00000	Social Security	11,454	12,038	12,492	25,346	30,488
10	202	20014	00000	Retirement	25,382	28,462	34,978	58,180	73,969
10	202	20015	00000	Workers Compensation	8,899	10,450	8,157	6,879	11,576
10	202	20016	00000	Health Insurance	45,695	45,695	56,669	45,695	54,834
10	202	20027	00000	Dental	2,750	2,750	3,850	2,750	3,300
10	202	20028	00000	Vision	500	500	700	500	600
Salary and Wage Totals					258,644	271,798	288,284	473,922	573,309
10	202	30025	00000	Professional	-	-	871	-	-
10	202	30059	00000	Copier Click Charges	787	1,253	1,406	1,500	1,500
10	202	30080	00000	Dues: Organizations	1,255	1,361	1,463	1,175	1,780
10	202	30084	00000	Staff Development	3,723	8,776	7,233	7,000	8,500
10	202	30090	00000	Commission Honoraria	700	700	700	700	700
10	202	30901	00000	Recreation - District 1	30,000	30,000	50,000	50,000	50,000
10	202	30902	00000	Recreation - District 2	30,000	30,000	50,000	50,000	50,000
10	202	30903	00000	Recreation - District 3	30,000	30,000	50,000	50,000	50,000
10	202	30904	00000	Recreation - District 4	30,000	30,000	50,000	50,000	50,000
10	202	30905	00000	Recreation - District 5	30,000	30,000	50,000	50,000	50,000
10	202	34042	00000	Gas & Fuel Oil	-	-	428	-	-
10	202	34043	62051	Electricity - Fairplay Rec Area	968	959	904	1,400	1,200
10	202	34043	62052	Electricity - Lawrence Br. Rec Area	604	746	876	1,000	1,000
10	202	34043	62053	Electricity - Mullins Ford Landing	1,374	1,369	1,169	1,500	1,200
10	202	34043	62058	Electricity-Friendship Rec Area	272	2,677	2,008	2,200	2,200
10	202	34044	62051	Water/Sewer - Fairplay Rec Area	615	457	459	600	600
10	202	34044	62052	Water/Sewer-Lawrence Bridge Rec	339	365	342	600	500
10	202	34044	62058	Water/Sewer-Friendship Rec Area	184	451	436	600	500
10	202	34044	62060	Water/Sewer/Garbage-Connerross Creek	-	-	455	600	600
10	202	40027	00000	Safety Equipment	2,533	4,533	3,574	3,500	3,500
10	202	40031	00000	Small Equipment	1,000	454	2,507	1,000	1,000
10	202	40032	00000	Operational	2,263	1,676	3,364	3,500	3,500
10	202	40034	00000	Food	61	194	104	200	200
10	202	40045	00000	IT Replacement Eq	-	-	251	-	-
10	202	40065	00000	Uniforms/Clothing	242	360	325	400	800
10	202	60735	00000	General Gravel Use	224	3,226	3,279	4,000	4,000
10	202	80202	00000	Vehicle Maintenance	17,189	18,056	27,403	20,000	22,000
10	202	81202	00000	Gasoline	15,660	24,930	27,890	20,000	25,000
10	202	82202	00000	Diesel	393	1,010	1,957	1,100	1,500
10	202	95100	20221	Visit Oconee	85,000	85,000	75,000	75,000	72,500
10	202	95100	20223	Foothills YMCA	2,500	2,500	2,500	2,500	-
10	202	95100	20228	Oconee Heritage Center Museum	35,000	35,000	5,000	5,000	5,000
10	202	95100	20234	Arts and Historical	6,000	3,000	2,620	5,000	5,000
Expenditure Total					328,886	349,053	424,524	410,075	414,280
Department Total					587,530	620,851	712,808	883,997	987,589
Direct Revenue									
					FY 2021	FY 2022	FY 2023	FY 2024	FY 2025
					Actual	Actual	Actual	Budget	Budget
Departmental Total Direct Revenue					-	-	-	-	-
Positions									
					FY 2021	FY 2022	FY 2023	FY 2024	FY 2025
General Fund Employees					3	3	3	4	3
General Fund CVB - Reimb Employees					2	2	2	3	3
LAT Fund 235 Employees					2	2	2	2	2
					7	7	7	9	8

**Oconee County, South Carolina
Planning Department (712)
2024-2025 Budget**

Account Number				Description	FY 2021 Actual	FY 2022 Actual	FY 2023 Actual	FY 2024 Amended Budget 2024-11	FY 2025 Administrator Recommended
10	712	10110	00000	Salary and Wages	144,675	176,748	206,044	234,955	264,555
10	712	10710	00000	Overtime	54	44	3,184	-	2,500
10	712	20013	00000	Social Security	10,693	12,950	15,879	19,938	20,468
10	712	20014	00000	Retirement	22,698	28,349	38,912	48,372	49,658
10	712	20015	00000	Workers Compensation	3,192	5,810	6,210	7,597	7,799
10	712	20016	00000	Health Insurance	36,556	36,556	36,556	45,695	45,695
10	712	20027	00000	Dental	2,200	2,200	2,200	2,750	2,750
10	712	20028	00000	Vision	400	400	400	500	500
Salary and Wage Totals					220,468	263,057	309,385	359,807	393,925
10	712	40034	00000	Travel	-	254	448	-	500
10	712	30025	00000	Professional	49,364	14,542	-	50,000	20,000
10	712	30056	00000	Data Processing	-	1,212	-	-	-
10	712	30059	00000	Copies	959	1,029	956	1,200	1,250
10	712	30080	00000	Dues: Organizations	366	326	442	1,000	750
10	712	30084	00000	Staff Development	99	4,279	6,409	6,000	6,000
10	712	30090	00000	Commission Honoraria	3,425	3,375	3,875	5,000	4,500
10	712	40027	00000	Safety Equipment	222	1,132	1,124	1,000	1,000
10	712	40031	00000	Non-Cap Equipment	318	10,896	135	4,000	2,500
10	712	40032	00000	Operational	868	2,408	1,554	3,000	3,000
10	712	40034	00000	Food	37	54	55	250	200
10	712	40045	00000	IT Replacement Equipment/Software	-	1,452	-	2,000	2,000
10	712	40065	00000	Clothing/Uniforms	528	323	-	500	500
10	712	80712	00000	Vehicle Maintenance	405	1,356	961	2,000	1,500
10	712	81712	00000	Gasoline	604	3,909	3,559	4,000	4,500
Expenditure Total					57,195	46,547	19,518	79,950	48,200
Department Total					277,663	309,604	328,903	439,757	442,125

Direct Revenue					FY 2021 Actual	FY 2022 Actual	FY 2023 Actual	FY 2024 Budget	FY 2025 Budget
10	80	805	13724	Land Use Appeals - Planning	2,850	4,250	3,500	3,500	7,000
10	80	805	13724	Planning Document	-	6,378	-	-	-
10	80	805	10370	Communication Tower Fees	36,000	53,000	25,000	32,000	25,000
10	80	805	13753	Zoning Permit Fees	25,035	28,850	30,775	30,000	28,000
Departmental Total Direct Revenue					63,885	92,478	59,275	65,500	60,000

Positions					FY 2021	FY 2022	FY 2023	FY 2024	FY 2025
Total Full Time Employees					4	4	4	5	5
Intern					-	-	1	1	1
					4	4	5	6	6

**Oconee County, South Carolina
Probate Court (502)
2024-2025 Budget**

Account Number	Description	FY 2021 Actual	FY 2022 Actual	FY 2023 Actual	FY 2024 Amended Budget 2024-11	FY 2025 Administrator Recommended
10 502 10110 00000	Salary and Wages	225,827	187,279	229,898	266,912	270,392
10 502 10710 00000	Overtime	-	90	120	500	500
10 502 20013 00000	Social Security	16,204	13,690	17,187	20,457	20,723
10 502 20014 00000	Retirement	36,830	31,930	41,216	49,632	50,278
10 502 20015 00000	Workers Compensation	2,799	3,098	4,353	3,286	3,298
10 502 20016 00000	Health Insurance	45,695	45,695	45,695	45,695	45,695
10 502 20027 00000	Dental	2,750	2,750	2,750	2,750	2,750
10 502 20028 00000	Vision	500	500	500	500	500
Salary and Wage Totals		330,605	285,032	341,719	389,732	394,136
10 502 30018 00000	travel			367	1,000	500
10 502 30024 00000	Equipment Maintenance	2,400	3,000	350	2,400	2,400
10 502 30025 00000	Professional	9,037	38,197	43,381	25,000	35,000
10 502 30026 00000	Court Expenditures	727	4,837	10,266	8,000	10,000
10 502 30059 00000	Copier Click Charges	2,116	3,955	3,936	3,600	4,000
10 502 30080 00000	Dues: Organizations	275	382	644	1,605	1,500
10 502 30084 00000	Staff Development	1,638	3,047	5,290	6,000	6,000
10 502 40031 00000	Small Equipment	1,362	1,288	9,341	1,200	2,500
10 502 40032 00000	Operational	10,820	6,299	6,136	8,000	10,000
10 502 40034 00000	Food	505	40	565	600	600
10 502 40045 00000	IT Replacement Equipment/Software	-	1,909	1,315	1,500	1,500
10 502 40065 00000	Clothing/Uniforms	-	-	675	-	-
10 502 80502 00000	Vehicle Maintenance Probate	349	119	906	800	800
10 502 81502 00000	Gasoline Probate Court	311	211	1,024	1,000	1,750
Expenditure Total		29,540	63,284	84,196	60,705	76,550
Department Total		360,145	348,316	425,915	450,437	470,686
Direct Revenue						
		FY 2021	FY 2022	FY 2023	FY 2024	FY 2025
		Actual	Actual	Actual	Budget	Budget
10 080 00805 12301	Probate Judge Estates	179,141	197,607	131,770	150,000	155,000
10 080 00805 12302	Probate Judge Advertising Probate Judge Marriage	151,792	140,144	158,100	165,000	150,000
10 080 00805 12304	Licenses	10,813	9,085	19,852	12,500	21,000
10 080 00805 12305	Probate Judge Returns	350	360	120	350	160
10 080 00805 12306	Miscellaneous - Probate Judge Probate Judge Marriage	15,420	29,992	40,451	35,000	56,000
10 080 00805 12307	Certificates Probate Judge Marriage	5,283	6,417	6,139	6,000	6,500
10 080 00805 12308	Ceremony	3,550	4,292	4,465	4,000	8,000
10 080 00805 22300	Probate Judge Supplement	1,575	1,575	15,000	15,000	15,000
Departmental Total Direct Revenue		367,924	389,472	375,897	387,850	411,660
Positions						
		FY 2021	FY 2022	FY 2023	FY 2024	FY 2025
Total Full Time Employees		5	5	5	5	5

**Oconee County, South Carolina
Procurement (713)
2024-2025 Budget**

Account Number				Description	FY 2021 Actual	FY 2022 Actual	FY 2023 Actual	FY 2024 Amended Budget 2024-11	FY 2025 Administrator Recommended
10	713	10110	00000	Salary and Wages	104,918	113,783	147,848	157,799	177,126
10	713	10710	00000	Overtime	27	55	-	-	-
10	713	20013	00000	Social Security	7,524	8,144	10,388	12,072	13,550
10	713	20014	00000	Retirement	16,197	18,709	26,457	27,709	32,875
10	713	20015	00000	Workers Compensation	372	471	499	552	582
10	713	20016	00000	Health Insurance	18,278	18,278	27,417	27,417	27,417
10	713	20027	00000	Dental	1,100	1,100	1,650	1,650	1,650
10	713	20028	00000	Vision	200	200	300	300	300
Salary and Wage Totals					148,616	160,740	214,559	227,499	253,500
10	713	30018	00000	Travel	-	236	452	500	600
10	713	30056	00000	Data Processing	11,075	12,384	15,501	15,500	17,000
10	713	30059	00000	Copier Click Charges	2,515	1,626	1,625	1,800	1,800
10	713	30080	00000	Dues: Organizations	1,737	1,737	1,922	1,800	2,025
10	713	30084	00000	Staff Development	1,083	2,143	1,959	4,500	4,000
10	713	40031	00000	Small Equipment	2,118	7,112	1,810	2,000	1,000
10	713	40032	00000	Operational	1,327	913	1,410	2,500	2,500
10	713	40034	00000	Food	-	-	103	-	-
10	713	40045	00000	IT Replacement Equipment/Software	-	-	1,607	2,500	1,500
10	713	40065	00000	Clothing/Uniforms	200		265	400	500
10	713	40102	00000	Subscription	150	150	160	150	190
Expenditure Total					20,205	26,301	26,814	31,650	31,115
Department Total					168,821	187,041	241,373	259,149	284,615
Direct Revenue									
					FY 2021 Actual	FY 2022 Actual	FY 2023 Actual	FY 2024 Budget	FY 2025 Budget
Departmental Total Direct Revenue					-	-	-	-	-
Positions									
					FY 2021	FY 2022	FY 2023	FY 2024	FY 2025
Total Full Time Employees					2	2	3	3	3
					2	2	3	3	3

**Oconee County, South Carolina
Public Defender (510)
2024-2025 Budget**

Account Number				Description	FY 2021 Actual	FY 2022 Actual	FY 2023 Actual	FY 2024 Amended Budget 2024-11	FY 2025 Administrator Recommended
10	510	95100	20204	Oconee County Public Defender	240,000	250,000	250,000	250,000	275,000
				Department Total	240,000	250,000	250,000	250,000	275,000
Direct Revenue									
					FY 2021	FY 2022	FY 2023	FY 2024	FY 2025
					Actual	Actual	Actual	Budget	Budget
Departmental Total Direct Revenue					-	-	-	-	-
Positions									
					FY 2021	FY 2022	FY 2023	FY 2024	FY 2025
Total Full Time Employees					-	-	-	-	-

**Oconee County, South Carolina
Register of Deeds (735)
2024-2025 Budget**

Account Number				Description	FY 2021 Actual	FY 2022 Actual	FY 2023 Actual	FY 2024 Amended Budget 2024-11	FY 2025 Administrator Recommended
010	735	10110	00000	Salary and Wages	162,635	173,968	173,436	189,835	204,083
010	735	10710	00000	Overtime	-	135	169	500	500
010	735	20013	00000	Social Security	11,350	12,225	12,858	14,589	15,677
010	735	20014	00000	Retirement	25,193	28,662	31,455	33,489	38,036
010	735	20015	00000	Workers Compensation	583	732	594	668	673
010	735	20016	00000	Health Insurance	36,556	36,556	36,556	36,556	36,556
010	735	20027	00000	Dental	2,200	2,200	2,200	2,200	2,200
010	735	20028	00000	Vision	400	400	400	400	400
Salary and Wage Totals					238,917	254,878	257,668	278,237	298,125
010	735	30024	00000	Equipment Maintenance	3,992	270	2,344	2,300	2,350
010	735	30056	00000	Data Processing	50,192	50,164	49,746	52,000	53,500
010	735	30059	00000	Copier Click Charges	1,720	1,898	1,900	4,500	2,500
010	735	30080	00000	Dues: Organizations	235	235	235	320	300
010	735	30084	00000	Staff Development	-	-	-	1,000	500
010	735	40031	00000	Small Equipment	1,253	18,003	2,151	1,500	1,500
010	735	40032	00000	Operational	5,400	2,776	23,935	6,000	10,000
Expenditure Total					62,792	73,346	80,311	67,620	70,650
Department Total					301,709	328,224	337,979	345,857	368,775
Direct Revenue									
					FY 2021 Actual	FY 2022 Actual	FY 2023 Actual	FY 2024 Budget	FY 2025 Budget
010	080	00805	14100	Register of Deeds	1,437,784	1,734,133	1,372,839	1,700,000	1,850,000
10	80	805	11902	3% State Document Fee	74,867	96,778	73,294	85,000	70,000
010	081	00810	21400	Register of Deeds Supplemental Salary	1,575	1,575	1,575	15,000	15,000
Departmental Total Direct Revenue					1,514,226	1,832,486	1,447,708	1,800,000	1,935,000
Positions									
					FY 2021	FY 2022	FY 2023	FY 2024	FY 2025
Total Full Time Employees					4	4	4	4	4
					4	4	4	4	4

Oconee County, South Carolina
Roads and Bridges (601)
2024-2025 Budget

Account Number				Description	FY 2021 Actual	FY 2022 Actual	FY 2023 Actual	FY 2024 Amended Budget 2024-11	FY 2025 Administrator Recommended
10	601	10110	00000	Salary and Wages	1,311,427	1,277,508	1,295,788	1,367,307	1,363,926
10	601	10710	00000	Overtime	26,824	46,389	32,458	40,000	40,000
10	601	20013	00000	Social Security	97,249	96,474	101,205	128,205	131,880
10	601	20014	00000	Retirement	207,305	217,463	238,313	291,197	319,961
10	601	20015	00000	Workers Compensation	124,125	137,780	113,740	139,396	140,716
10	601	20016	00000	Health Insurance	329,004	329,004	329,004	329,004	338,143
10	601	20027	00000	Dental	19,800	19,800	19,800	19,800	20,350
10	601	20028	00000	Vision	3,600	3,600	3,600	3,600	3,700
Salary and Wage Totals					2,119,334	2,128,018	2,133,908	2,318,509	2,358,676
10	601	30024	00000	Equipment Maintenance	2,970	1,973	4,159	4,000	4,250
10	601	30025	00000	Professional	210	3,187	7,500	7,500	7,000
10	601	30037	00000	Equipment Rental (Crusher & Screen)	1,061	2,353	-	10,000	-
10	601	30056	00000	Data Processing	1,119	1,232	1,233	1,500	1,700
10	601	30059	00000	Copier Click Charges	1,483	1,355	1,137	2,500	2,000
10	601	30080	00000	Dues: Organizations	886	232	239	1,240	1,000
10	601	30084	00000	Staff Development	574	2,000	1,954	5,000	3,500
10	601	30091	00000	Special Departmental Supplies	699	2,499	9,686	1,500	2,000
10	601	33022	00000	Building/Grounds Maintenance	13,797	4,409	3,635	3,000	4,000
10	601	34042	00000	Gas and Fuel Oil	2,710	2,870	3,660	4,000	4,000
10	601	34043	00000	Electricity	12,503	11,380	10,500	12,000	12,000
10	601	34044	00000	Water/Sewer/Garbage	3,065	3,067	2,392	3,200	3,200
10	601	40027	00000	Safety Equipment	11,454	12,368	10,072	13,000	14,000
10	601	40031	00000	Small Equipment	22,022	8,204	9,825	18,000	15,000
10	601	40032	00000	Operational	1,372	1,471	2,509	2,500	3,500
10	601	40034	00000	Food	1,828	2,433	3,281	3,500	3,500
10	601	40065	00000	Uniforms/Clothing	12,318	9,896	14,225	16,000	16,000
10	601	60735	00000	General Gravel Use	11,763	-	-	-	-
10	601	80601	00000	Vehicle Maintenance	299,156	201,486	325,623	325,000	300,000
10	601	81601	00000	Gasoline	33,260	45,708	39,453	50,000	47,000
10	601	82601	00000	Diesel	102,189	133,298	155,383	125,000	155,000
Expenditure Total					536,439	451,421	606,466	608,440	598,650
Department Total					2,655,773	2,579,439	2,740,374	2,926,949	2,957,326
Direct Revenue									
					FY 2021	FY 2022	FY 2023	FY 2024	FY 2025
					Actual	Actual	Actual	Budget	Budget
10	80	805	10601	Encroachment Fees - Roads and Bridges	31,959	24,642	31,748	30,000	35,000
10	80	805	60003	Storm Water Assistance Fund	5,715	8,463	7,077	7,000	7,000
10	80	805	60105	Sign Fees - Roads and Bridges	5,044	3,043	2,541	6,000	2,500
Departmental Total Direct Revenue					42,718	36,148	41,366	43,000	44,500
Positions									
					FY 2021	FY 2022	FY 2023	FY 2024	FY 2025
General Fund Full Time Employees					36	37	37	37	37

Oconee County, South Carolina
 Sheriff (101)
 2024-2025 Budget

Account Number	Description	FY 2021 Actual	FY 2022 Actual	FY 2023 Actual	FY 2024 Amended Budget 2024-11	FY 2025 Administrator Recommended
10 101 10110 00000	Salary and Wages	5,157,537	5,359,727	5,769,580	6,123,072	6,638,366
10 101 10710 00000	Overtime	357,662	332,688	328,586	310,000	300,000
10 101 20013 00000	Social Security	402,384	416,514	469,857	525,564	560,620
10 101 20014 00000	Retirement	993,066	1,080,941	1,283,898	1,351,587	1,547,972
10 101 20015 00000	Workers Compensation	210,503	251,719	220,511	247,941	258,094
10 101 20016 00000	Health Insurance	997,391	1,033,836	1,149,229	1,151,514	1,105,819
10 101 20027 00000	Dental	59,950	62,150	69,163	69,300	66,550
10 101 20028 00000	Vision	10,900	11,300	12,575	12,600	12,100
10 120 10120 00000	Bailiffs	28,859	44,371	48,388	50,000	60,000
10 101 10110 00000	Extra Duty Pay	63,992	109,363	173,086	-	150,000
	Salary and Wage Totals	8,282,244	8,702,609	9,524,873	9,841,578	10,699,521
10 101 30018 00000	Travel	-	(6,422)	688	-	-
10 101 30024 00000	Equipment Maintenance	5,508	3,448	6,454	9,500	9,500
10 101 30025 00000	Professional	87,354	99,966	117,674	125,000	130,000
10 101 30025 00260	Professional K9 (New Line Item)	-	-	-	-	28,800
10 101 30056 00000	Data Processing	86,734	85,322	80,241	210,000	215,000
10 101 30059 00000	Copier Click Charges	8,367	11,403	11,252	10,000	11,000
10 101 30062 00000	Medical	3,097	3,410	5,265	6,500	7,500
10 101 30080 00000	Dues: Organizations	6,285	6,416	6,911	6,500	7,500
10 101 30084 00000	Staff Development	38,213	39,232	40,544	45,000	50,000
10 101 33022 00260	Maint. Bldg/Grds-Sheriffs Dept Fire	521	2,260	-	-	-
10 101 34043 00000	Electricity	3,806	4,057	3,694	4,000	4,200
10 101 34044 00000	Water/Sewer/Garbage	418	501	463	600	600
10 101 40031 00000	Small Equipment	53,114	44,780	53,131	50,000	65,000
10 101 40031 00260	Non-Cap Equipment	44,306	-	-	-	-
10 101 40032 00000	Operational	36,888	41,391	42,891	45,000	50,000
10 101 40033 00000	Postage	2,291	621	584	600	600
10 101 40034 00000	Food	1,856	2,234	1,974	3,500	4,000
10 101 40045 00000	IT Replacement Equipment/Software	31,658	26,016	26,794	29,000	35,000
10 101 40065 00000	Uniforms/Clothing	80,607	138,745	106,293	110,000	112,000
10 101 40065 00004	Clothing for Plain Clothes Officers	26,949	27,073	26,939	27,900	27,900
10 101 40353 00000	Firing Range	57,360	60,052	67,381	85,000	90,000
10 101 40354 00000	Sub-Station	3,215	1,939	17,367	3,000	3,000
10 101 60402 00155	DSS Child Support (Federal)	3,902	4,537	3,010	4,500	-
10 101 60444 00000	Helicopter Maintenance	7,673	8,586	6,966	8,500	8,500
10 101 60735 00000	General Gravel Use	-	-	291	-	-
10 101 80101 00000	Vehicle Maintenance	217,268	277,328	344,199	155,000	330,000
10 101 81101 00000	Gasoline	269,987	466,681	443,314	375,000	450,000
10 101 82101 00000	Diesel	228	645	399	750	750
	Expenditure Totals	1,077,605	1,350,221	1,414,719	1,314,850	1,640,850
	Department Total	9,359,849	10,052,830	10,939,592	11,156,428	12,340,371

Direct Revenue		FY 2021 Actual	FY 2022 Actual	FY 2023 Actual	FY 2024 Budget	FY 2025 Budget
10 80 805 900	Sheriff-Voluntary Extra Duty Pay	80,122	142,980	176,512	80,000	185,000
10 80 805 10400	Sheriff Civil Fees	7,495	7,585	7,435	7,500	8,500
10 80 805 10401	Miscellaneous - Sheriff	43,263	23,787	2,714	20,000	7,000
10 80 805 16024	Litter Fine In Lieu of Pickup	720	480	480	-	250
10 81 810 20400	Sheriff Supplement	1,575	1,575	15,000	15,000	15,000
10 81 810 60460	Resource Officer Reimbursement	662,901	547,458	594,975	790,475	886,696
10 82 830 25600	Sheriff Title IVD Service of Process	4,472	8,976	-	9,500	9,500
	Departmental Total Direct Revenue	800,548	732,841	797,116	922,475	1,111,946

Positions		FY 2021	FY 2022	FY 2023	FY 2024	FY 2025
	General Fund Officers	86	89	94	94	94
	School Resources Officers - School District Funded	11	11	11	11	11
	School Resources Officers - County Funded	6	6	6	6	6
	General Fund General Staff	9	9	9	9	9
	School Resources Officers - Grant Funded	1	1	1	1	1
	Victims Services Employees Fund 210	2	2	2	2	2
	Bailiffs Employees	1	1	1	1	-
	Part-Time Employees	8	8	8	8	8
	Total Positions	124	127	132	132	131

**Oconee County, South Carolina
Soil and Water Conservation District (716)
2024-2025 Budget**

Account Number				Description	FY 2021 Actual	FY 2022 Actual	FY 2023 Actual	FY 2024 Amended Budget 2024-11	FY 2025 Administrator Recommended
10	716	10110	00000	Salary and Wages	32,002	28,487	35,570	37,686	39,465
10	716	10710	00000	Overtime	713	625	861	-	500
10	716	20013	00000	Social Security	2,239	2,618	2,724	2,883	3,080
10	716	20014	00000	Retirement	5,059	5,870	6,533	6,995	7,473
10	716	20015	00000	Workers Compensation	933	1,150	1,003	121	1,174
10	716	20016	00000	Health Insurance	9,139	9,139	9,139	9,139	9,139
10	716	20027	00000	Dental	550	550	550	550	550
10	716	20028	00000	Vision	100	100	100	100	100
Salary and Wage Totals					50,735	48,539	56,480	57,474	61,481
10	716	30066	00000	Insurance	2,375	2,375	2,375	2,500	2,500
10	716	33022	00000	Building/Grounds Maintenance	10,240	5,594	12,100	15,000	17,500
10	716	34042	00000	Gas and Fuel Oil - USDA Building	1,306	1,529	1,713	1,800	1,800
10	716	34043	00000	Electricity - USDA Building	3,940	4,060	4,044	5,000	5,000
10	716	34044	00000	Water/Sewer/Garbage	811	876	1,349	1,300	1,500
10	716	95100	20200	Coop. Extension Service	11,538	12,238	12,838	12,838	12,838
Expenditure Total					30,210	26,672	34,419	38,438	41,138
Department Total					80,945	75,211	90,899	95,912	102,619
Direct Revenue									
					FY 2021 Actual	FY 2022 Actual	FY 2023 Actual	FY 2024 Budget	FY 2025 Budget
10	80	805	20800	Soil and Water	6,139	6,139	6,139	6,139	6,139
Departmental Total Direct Revenue					6,139	6,139	6,139	6,139	6,139
Positions									
					FY 2021	FY 2022	FY 2023	FY 2024	FY 2025
Total Full Time Employees					1	1	1	1	1
					1	1	1	1	1

**Oconee County, South Carolina
Solicitor (504)
2024-2025 Budget**

Account Number				Description	FY 2021 Actual	FY 2022 Actual	FY 2023 Actual	FY 2024 Amended Budget 2024-11	FY 2025 Administrator Recommended
10	504	10110	00000	Salary and Wages	553,704	506,782	570,045	721,732	754,115
10	504	20013	00000	Social Security	38,699	37,273	40,532	55,212	57,690
10	504	20014	00000	Retirement	85,180	88,101	100,658	128,633	144,809
10	504	20015	00000	Workers Compensation	5,061	8,758	9,638	7,040	8,880
10	504	20016	00000	Health Insurance	109,668	109,668	107,233	109,668	109,668
10	504	20027	00000	Dental	6,600	6,600	6,600	6,600	6,600
10	504	20028	00000	Vision	1,200	1,200	1,200	1,200	1,200
Salary and Wage Totals					800,112	758,382	835,906	1,030,085	1,082,962
10	504	80504	00000	Vehicle Maintenance	487	157	784	500	750
10	504	81504	00000	Gasoline	1,401	3,256	3,027	1,000	3,000
Expenditure Total					1,888	3,413	3,811	1,500	3,750
Department Total					802,000	761,795	839,717	1,031,585	1,086,712
Direct Revenue									
					FY 2021 Actual	FY 2022 Actual	FY 2023 Actual	FY 2024 Budget	FY 2025 Budget
10	80	805	10504	Worthless Checks	3,116	2,050	2,009	3,000	2,000
10	80	805	16006	Solicitor's Traffic Education	38	153	573	-	500
Departmental Total Direct Revenue					3,154	2,203	2,582	3,000	2,500
Positions									
					FY 2021	FY 2022	FY 2023	FY 2024	FY 2025
General Fund Employees					10	10	10	10	10
General Fund Employees - Reimbursed from Anderson County					2	2	2	2	2
215 Fund Victim Services Coordinator					1	1	1	1	1
					13	13	13	13	13

**Oconee County, South Carolina
Solid Waste (718)
2024-2025 Budget**

Account Number				Description	FY 2021 Actual	FY 2022 Actual	FY 2023 Actual	FY 2024 Amended Budget 2024-11	FY 2025 Administrator Recommended
10	718	10110	00000	Salary and Wages	1,067,934	1,105,562	1,149,053	1,238,864	1,348,223
10	718	10710	00000	Overtime	45,912	79,540	153,803	30,000	80,000
10	718	20013	00000	Social Security	79,566	84,891	97,445	107,492	116,909
10	718	20014	00000	Retirement	172,169	194,905	234,864	245,709	283,638
10	718	20015	00000	Workers Compensation	84,643	96,969	83,488	90,488	98,078
10	718	20016	00000	Health Insurance	329,004	329,004	329,004	329,004	338,143
10	718	20027	00000	Dental	19,800	19,800	19,800	19,800	20,350
10	718	20028	00000	Vision	3,600	3,600	3,600	3,600	3,700
Salary and Wage Totals					1,802,628	1,914,271	2,071,057	2,064,957	2,289,041
10	718	30018	00000	Travel	-	-	705	-	-
10	718	30024	00000	Equipment Maintenance	38,302	37,950	59,573	55,000	57,000
10	718	30025	00000	Professional	259,785	327,117	444,878	612,000	600,000
10	718	30037	00000	Equipment Rental	109,408	53,626	99,532	40,000	20,000
10	718	30059	00000	Copier Click Charges	1,482	1,545	1,569	1,500	1,600
10	718	30080	00000	Dues: Organizations	233	223	245	400	500
10	718	30084	00000	Staff Development	66	530	2,567	3,000	4,000
10	718	30091	00000	Special Departmental Supplies	-	-	-	2,000	2,500
10	718	33022	00000	Building/Grounds Maintenance	20,847	24,642	64,646	45,000	47,000
10	718	34043	00000	Electricity	46,437	53,384	54,842	55,000	55,500
10	718	34044	00000	Water/Sewer/Garbage	7,992	10,588	11,266	11,000	11,500
10	718	40027	00000	Safety Equipment	7,451	8,835	9,387	11,000	11,000
10	718	40031	00000	Small Equipment	9,900	11,762	13,390	15,000	15,000
10	718	40032	00000	Operational	14,498	14,292	37,300	35,000	36,000
10	718	40033	00000	Postage	258	233	183	200	200
10	718	40034	00000	Food	408	562	2,046	1,500	1,500
10	718	40045	00000	IT Replacement Equipment/Software	286	2,205	1,515	-	-
10	718	40065	00000	Uniforms/Clothing	9,921	6,255	11,960	11,500	12,000
10	718	60005	00000	Testing Wells	59,254	66,704	196,488	145,000	145,000
10	718	60007	00000	Tipping Fees/MSW Disposal	1,939,094	2,010,491	1,933,239	2,500,000	2,700,000
10	718	60008	00000	Impact Fees for Tires	57,093	75,698	60,038	90,000	90,000
10	718	60055	00000	Credit Application Fee	1,216	1,227	2,597	-	-
10	718	60735	00000	General Gravel Use	11,121	26,585	19,821	10,000	10,000
10	718	80718	00000	Vehicle Maintenance	256,584	228,731	456,191	225,000	240,000
10	718	81718	00000	Gasoline	6,552	11,724	11,972	7,500	12,000
10	718	82718	00000	Diesel	99,079	196,915	190,769	200,000	212,000
Expenditure Total					2,957,267	3,171,824	3,686,719	4,076,600	4,284,300
Department Total					4,759,895	5,086,095	5,757,776	6,141,557	6,573,341
Direct Revenue									
					FY 2021	FY 2022	FY 2023	FY 2024	FY 2025
					Actual	Actual	Actual	Budget	Budget
10	80	805	14904	Solid Waste Impact Fee for Tires	13,120	14,795	11,903	13,000	13,000
10	80	49807	14900	Solid Waste Tipping Fees	2,192,086	2,497,785	2,671,576	2,650,000	2,800,000
10	80	49807	14902	Solid Waste - Recyclables	211,554	579,530	309,846	250,000	350,000
10	80	49807	14910	Solid Waste - Mulch Sales	-	-	-	-	-
10	81	810	14904	Impact Fee For Tires	43,627	33,187	58,562	45,000	50,000
Departmental Total Direct Revenue					2,460,387	3,125,297	3,051,887	2,958,000	3,213,000
Positions									
					FY 2021	FY 2022	FY 2023	FY 2024	FY 2025
Total Full Time Employees					36	37	37	37	37
					36	37	37	37	37

**Oconee County, South Carolina
South Cove Park (204)
2024-2025 Budget**

Account Number				Description	FY 2021 Actual	FY 2022 Actual	FY 2023 Actual	FY 2024 Amended Budget 2024-11	FY 2025 Administrator Recommended
10	204	10110	00000	Salary and Wages	178,782	217,789	239,408	252,518	245,308
10	204	10710	00000	Overtime	7,926	13,150	15,042	14,000	14,000
10	204	20013	00000	Social Security	13,678	17,075	19,405	20,421	19,837
10	204	20014	00000	Retirement	28,807	38,063	45,859	46,874	48,128
10	204	20015	00000	Workers Compensation	7,523	10,991	9,639	11,297	11,488
10	204	20016	00000	Health Insurance	45,695	45,695	54,834	54,834	54,834
10	204	20027	00000	Dental	2,750	2,750	3,300	3,300	3,300
10	204	20028	00000	Vision	500	500	600	600	600
Salary and Wage Totals					285,661	346,013	388,087	403,844	397,495
10	204	30018	00000	Travel	-	-	318	-	-
10	204	30024	00000	Equipment Maintenance	1,091	876	1,486	1,000	1,000
10	204	30025	00000	Professional	45,257	51,229	42,444	45,447	45,447
10	204	30037	00000	Equipment Rental	787	752	-	1,000	1,000
10	204	30041	00000	Telecommunications	-	200	-	-	-
10	204	30080	00000	Dues Organizations	62	-	-	-	-
10	204	30084	00000	Staff Development	1,010	1,044	1,534	2,500	2,500
10	204	33022	00000	Building/Grounds Maintenance	38,078	41,514	-	-	-
10	204	34042	00000	Gas and Fuel Oil	332	-	328	500	500
10	204	34043	00000	Electricity	69,134	66,779	72,212	72,000	72,000
10	204	34044	00000	Water/Sewer/Garbage	5,308	11,192	11,574	13,000	13,000
10	204	40031	00000	Small Equipment	5,693	4,789	4,766	7,500	7,500
10	204	40032	00000	Operational	21,215	24,584	28,918	30,000	29,000
10	204	40034	00000	Food	117	108	138	250	500
10	204	40045	00000	IT Replacement Eq	-	-	750	1,200	500
10	204	40065	00000	Uniforms/Clothing	3,278	3,628	4,254	4,000	5,000
10	204	40832	00000	Concessions	41,786	53,317	57,646	55,000	57,000
Expenditure Total					233,148	260,012	226,368	233,397	234,947
Department Total					518,809	606,025	614,455	637,241	632,442
Direct Revenue									
					FY 2021 Actual	FY 2022 Actual	FY 2023 Actual	FY 2024 Budget	FY 2025 Budget
10	80	805	00204	South Cove Park	458,375	439,026	434,854	460,000	460,000
Departmental Total Direct Revenue					458,375	439,026	434,854	460,000	460,000
Positions									
					FY 2021	FY 2022	FY 2023	FY 2024	FY 2025
Total Full Time Employees					5	6	6	6	6

**Oconee County, South Carolina
Treasurer (306)
2024-2025 Budget**

Account Number				Description	FY 2021 Actual	FY 2022 Actual	FY 2023 Actual	FY 2024 Amended Budget 2024-11	FY 2025 Administrator Recommended
10	306	10110	00000	Salary and Wages	285,707	320,962	342,581	344,177	357,448
10	306	10710	00000	Overtime	453	354	38	500	500
10	306	20013	00000	Social Security	20,526	23,120	25,533	26,408	27,421
10	306	20014	00000	Retirement	44,078	52,842	61,618	60,618	66,528
10	306	20015	00000	Workers Compensation	3,035	6,143	5,692	4,345	4,544
10	306	20016	00000	Health Insurance	59,404	54,834	63,973	63,973	63,973
10	306	20027	00000	Dental	3,550	3,300	3,850	3,850	3,850
10	306	20028	00000	Vision	650	600	700	700	700
Salary and Wage Totals					417,403	462,155	503,985	504,571	524,964
10	306	30018	00000	Travel	272	2,109	830	800	1,200
10	306	30024	00000	Equipment Maintenance - Decal Printers	2,145	2,529	-	2,700	2,700
10	306	30025	00000	Professional	40,733	23,256	21,917	54,000	40,000
10	306	30056	00000	Data Processing	29,184	33,496	30,588	42,400	45,000
10	306	30059	00000	Copier Click Charges	686	797	949	1,290	1,300
10	306	30080	00000	Dues: Organizations	150	150	-	260	225
10	306	30084	00000	Staff Development	299	1,399	3,289	5,000	4,000
10	306	40031	00000	Small Equipment	2,106	19	-	1,300	1,000
10	306	40032	00000	Operational	12,367	7,952	13,530	16,500	16,000
10	306	40033	00000	Postage	80,116	84,430	96,997	100,000	100,000
10	306	40045	00000	IT Replacement Equipment/Software	1,929	-	801	3,870	3,870
10	306	80306	00000	Vehicle Maintenance	341	20	157	1,100	500
10	306	81306	00000	Gasoline	936	1,673	1,331	1,400	1,400
Expenditure Total					171,264	157,830	170,389	230,620	217,195
Department Total					588,667	619,985	674,374	735,191	742,159
Direct Revenue									
					FY 2021 Actual	FY 2022 Actual	FY 2023 Actual	FY 2024 Budget	FY 2025 Budget
10	80	805	00306	PRT Season Pass - Treasurer	850	815	365	500	500
10	80	805	10310	Vehicle Decal Fees	72,790	71,256	73,895	72,000	76,000
Departmental Total Direct Revenue					73,640	72,071	74,260	72,500	76,500
Positions									
					FY 2021	FY 2022	FY 2023	FY 2024	FY 2025
Total Full Time Employees					6	7	7	7	7

**Oconee County, South Carolina
Vehicle Maintenance (721)
2024-2025 Budget**

Account Number				Description	FY 2021 Actual	FY 2022 Actual	FY 2023 Actual	FY 2024 Amended Budget 2024-11	FY 2025 Administrator Recommended
10	721	10110	00000	Salary and Wages	552,889	574,256	556,668	639,174	605,645
10	721	10710	00000	Overtime	1,700	3,691	6,722	3,000	5,000
10	721	20013	00000	Social Security	40,206	42,361	42,481	49,291	46,791
10	721	20014	00000	Retirement	85,925	96,203	97,215	112,937	113,521
10	721	20015	00000	Workers Compensation	31,023	35,094	26,528	29,991	28,160
10	721	20016	00000	Health Insurance	127,946	127,946	127,946	127,946	127,946
10	721	20027	00000	Dental	7,700	7,700	7,700	7,700	7,700
10	721	20028	00000	Vision	1,400	1,400	1,400	1,400	1,400
Salary and Wage Totals					848,789	888,651	866,660	971,439	936,163
10	721	30024	00000	Equipment Maintenance	1,741	4,570	9,460	6,500	6,800
10	721	30025	00000	Professional	-	7,593	-	-	-
10	721	30056	00000	Data Processing	12,696	5,890	10,677	13,500	14,000
10	721	30059	00000	Copier Click Charges	1,144	1,445	1,722	1,500	1,500
10	721	30080	00000	Dues: Organizations	-	100	300	150	150
10	721	30084	00000	Staff Development	24	1,965	4,209	10,000	8,500
10	721	33022	00000	Building/Grounds Maintenance	2,000	4,364	5,379	5,000	5,500
10	721	34042	00000	Gas and Fuel Oil	3,123	3,257	4,291	3,700	4,500
10	721	34043	00000	Electricity	11,104	10,236	10,320	12,500	11,500
10	721	34044	00000	Water/Sewer/Garbage	1,508	2,044	2,163	2,500	2,500
10	721	40027	00000	Safety Equipment	3,392	5,016	5,927	7,500	6,500
10	721	40031	00000	Small Equipment	13,909	16,792	24,493	25,000	25,000
10	721	40032	00000	Operational	10,087	8,977	13,912	11,000	14,000
10	721	40033	00000	Postage	-	-	-	100	1,100
10	721	40034	00000	Food	929	374	499	1,000	750
10	721	40045	00000	IT Replacement Equipment/Software	-	1,122	-	2,500	2,500
10	721	40065	00000	Uniforms/Clothing	4,928	5,760	6,318	3,500	6,500
10	721	80721	00000	Vehicle Maintenance - Vehicle Maintenance	7,504	7,863	9,655	10,000	10,000
10	721	81721	00000	Gasoline - Vehicle Maintenance	10,047	15,064	16,667	10,500	15,000
10	721	82721	00000	Diesel - Vehicle Maintenance	167	650	107	1,000	500
Expenditure Total					84,303	103,082	126,099	127,450	136,800
Department Total					933,092	991,733	992,759	1,098,889	1,072,963
Direct Revenue									
					FY 2021 Actual	FY 2022 Actual	FY 2023 Actual	FY 2024 Budget	FY 2025 Budget
10	80	805	12032	Vehicle Maintenance Labor	1,110	-	-	-	-
Departmental Total Direct Revenue					1,110	-	-	-	-
Positions									
					FY 2021	FY 2022	FY 2023	FY 2024	FY 2025
Total Full Time Employees					14	14	14	14	14
					14	14	14	14	14

**Oconee County, South Carolina
Veterans' Affairs (404)
2024-2025 Budget**

Account Number				Description	FY 2021 Actual	FY 2022 Actual	FY 2023 Actual	FY 2024 Amended Budget 2024-11	FY 2025 Administrator Recommended
10	404	10110	00000	Salary and Wages	131,206	134,070	141,852	145,677	153,121
10	404	10710	00000	Overtime	-	-	-	750	-
10	404	20013	00000	Social Security	9,523	10,154	10,398	11,215	11,771
10	404	20014	00000	Retirement	20,324	22,062	25,667	25,743	28,558
10	404	20015	00000	Workers Compensation	2,406	2,754	2,483	2,518	2,506
10	404	20016	00000	Health Insurance	27,417	27,417	27,417	27,418	27,417
10	404	20027	00000	Dental	1,650	1,650	1,650	1,650	1,650
10	404	20028	00000	Vision	300	300	300	300	300
Salary and Wage Totals					192,826	198,407	209,767	215,271	225,323
10	404	30018	00000	Travel	-	248	-	-	-
10	404	30025	00000	Professional	1,458	1,378	1,130	1,600	1,500
10	404	30056	00000	Data Processing	36	36	42	40	40
10	404	30059	00000	Copier Click Charges	1,230	1,247	1,481	1,500	1,500
10	404	30080	00000	Dues: Organizations	25	50	25	50	50
10	404	30084	00000	Staff Development	-	449	-	-	-
10	404	40031	00000	Small Equipment	1,060	601	964	1,500	1,500
10	404	40032	00000	Operational	2,851	2,148	6,795	3,000	3,000
10	404	40032	00000	Operational - VA Festivals	-	-	-	-	1,000
10	404	40034	00000	Food	28	369	10,412	3,500	3,500
10	404	40034	00000	Food - VA Festivals	-	-	-	-	5,000
10	404	40065	00000	Clothing/Uniforms	-	-	132	100	100
Expenditure Total					6,688	6,526	20,981	11,290	17,190
Department Total					199,514	204,933	230,748	226,561	242,513
Direct Revenue									
					FY 2021	FY 2022	FY 2023	FY 2024	FY 2025
					Actual	Actual	Actual	Budget	Budget
10	81	810	25900	Veterans' Affairs State Aid	5,478	5,615	5,784	5,456	5,478
Departmental Total Direct Revenue					5,478	5,615	5,784	5,456	5,478
Positions									
					FY 2021	FY 2022	FY 2023	FY 2024	FY 2025
Total Full Time Employees					3	3	3	3	3

**Oconee County, South Carolina
Voter Registration and Elections (715)
2024-2025 Budget**

Account Number				Description	FY 2021 Actual	FY 2022 Actual	FY 2023 Actual	FY 2024 Amended Budget 2024-11	FY 2025 Administrator Recommended
10	715	10110	00000	Salary and Wages	131,651	135,482	142,868	153,585	153,017
10	715	20013	00000	Social Security	11,166	10,201	11,069	11,773	11,729
10	715	20014	00000	Retirement	20,763	21,480	24,933	26,422	28,456
10	715	20015	00000	Workers Compensation	725	667	523	509	504
10	715	20016	00000	Health Insurance	18,278	18,278	18,278	18,278	18,278
10	715	20027	00000	Dental	1,100	1,100	1,000	1,100	1,100
10	715	20028	00000	Vision	200	200	200	200	200
10	799	10130	97715	Poll Workers	40,470	26,852	54,033	30,000	30,000
Salary and Wage Totals					224,353	214,260	252,904	241,867	243,284
10	715	30018	00000	Travel	1,064	2,447	4,885	3,500	4,000
10	715	30024	00000	Equipment Maintenance	9,225	24,836	24,836	24,836	24,836
10	715	30025	00000	Professional	8,103	5,559	8,822	30,000	25,000
10	715	30056	00000	Data Processing	15,663	21,247	30,756	30,756	30,756
10	715	30059	00000	Coper Click Charges	1,003	978	1,273	1,500	1,500
10	715	30068	97715	Advertising SC Elect Reimb	1,539	1,735	3,021	-	-
10	715	30080	00000	Dues: Organizations	350	350	350	350	350
10	715	30084	00000	Staff Development	500	4,448	5,690	7,500	7,500
10	715	40031	00000	Small Equipment	683		1,107	1,000	1,000
10	715	40032	00000	Operational	4,516	6,071	7,691	50,000	20,000
10	715	40032	97715	Operational - SC Elect Reimb	8,448	150	4,824	-	-
10	715	40033	00000	Postage	-	27	-	-	-
10	715	40034	00000	Food	-	-	-	-	500
10	715	40045	00000	IT Replacement Equipment/Software	855	1,137	1,425	2,750	1,000
Expenditure Total					51,949	68,985	94,680	152,192	116,442
Department Total					276,302	283,245	347,584	394,059	359,726
Direct Revenue									
					FY 2021 Actual	FY 2022 Actual	FY 2023 Actual	FY 2024 Budget	FY 2025 Budget
10	81	810	21300	Registration Board	6,750	7,500	7,500	6,750	7,500
10	81	825	97715	SC State Election Reimb	82,194	41,711	36,986	75,000	85,000
Departmental Total Direct Revenue					88,944	49,211	44,486	81,750	92,500
Positions									
					FY 2021	FY 2022	FY 2023	FY 2024	FY 2025
Total Full Time Employees					2	2	2	2	2
Board Members					5	5	5	5	5
					7	7	7	7	7

**Oconee County, South Carolina
Other Financing Uses
2024-2025 Budget**

Account Number				Description	FY 2021 Actual	FY 2022 Actual	FY 2023 Actual	FY 2024 Amended Budget 2024-11	FY 2025 Administrator Recommended
010	095	00171	70012	Transfer To Capital Projects					
				Fund - Westminster Magistrate	-	500,490	-	-	-
010	095	00171	70013	Transfer Out - 13 Fund	-	37,275		-	-
010	095	00171	70210	Transfer To Sheriff's Victim Services 210 Fund	85,000	137,000	40,000	40,000	60,000
010	095	00171	70215	Transfer To Solicitor's Victim Services 215 Fund	55,000	110,000	45,000	45,000	35,000
010	095	00171	70017	Transfer to Rock Quarry for COLA Increase	-	-	64,367	-	-
010	095	00171	70325	Transfer to Capital Equipment - Vehicle Fund	-	-	-	-	-
010	090	00171	70340	Transfer to One Time Capital Fund	-	-	-	704,000	
010	095	00171	70515	Transfer Out - 515 Fund - FOCUS	-	934,000		-	-
Total Other Financing Uses					140,000	1,718,765	149,367	789,000	95,000

Projected Future Capital Buildings and Land Projects

Not Included in the FY 2024-2025 Recommended Budget

Department	Building	Description	Cost	FY 2025	FY 2026	FY 2027
Auditor	New Treasurer Building	To open up treasurer space for Auditor's Office for space and to utilize the drive through.				
Fire	Contry Junction Regional Fire Station	Regional paid staff stations needed around the County for Growth	1,600,000		1,600,000	
Fire	Fairplay Regional Fire Station	Regional paid staff stations needed around the County for Growth	1,600,000		1,600,000	
Fire	Wells HWY Area	Regional paid staff stations needed around the County for Growth	2,000,000			2,000,000
Voters Registration	Voter Registration and Elections Office	Office Space, Storage Space, Election Preparation workspace, Traning and Conference room and space for Early Voting.				
Solid Waste	Transfer Station	Transfer Station was Constructed in 1997-1998 and began operation in 1998.	4,000,000			
Solid Waste	Replace Center 10	Ebenezer	500,000 to 750,000			
Solid Waste	Replace Center 4	Salem	500,000 to 750,000			
Solid Waste	Replace Center 2	Metromont	500,000 to 750,000			
Solid Waste	Replace Center 5	Richland	500,000 to 750,000			
Vehicle Maint	Addition/New	Addition to current or New				

Oconee County, South Carolina
Emergency Services Protection District Special Revenue Fund
2024-2025 Budget

Account Number				Description	FY 2021 Actual	FY 2022 Actual	FY 2023 Actual	FY 2024 Amended Budget 2024-11	FY 2025 Administrator Recommended
				Number of Mills	2.9	2.9	2.9	2.9	2.9
				Value of a mill	561,398	586,604	602,892	640,128	660,000
Revenues									
020	080	00950	00000	Emergency Services Protection District Millage	1,663,251	1,775,130	1,776,268	1,798,000	1,914,000
Total Revenues					1,663,251	1,775,130	1,776,268	1,798,000	1,914,000
Expenditures									
				Salary					58,688
				Overtime					7,500
				Social Security					5,063
				Retirement					13,117
				Workers Comp					6,672
				Health Insurance					9,139
				Dental Insurance					550
				Vision Insurance					100
020	107	30024	00000	Equipment Maintenance	52,570	56,184	24,843	70,000	70,000
020	107	30025	00000	Professional	-	-	1,315		-
020	107	30041	00000	Telecommunication	5,000	12,532	6,856	18,000	10,000
020	107	30056	00000	Data Processing	-	-	-	-	40,000
020	107	30062	00000	Medical Physicals	26,709	15,000	20,000	50,000	55,000
10	107	30062	00000	Medical - Physicals for Volunteers and Medical Supplies	84,402	81,712	95,718	90,000	95,000
10	107	30084	00000	Staff Development	39,144	47,984	58,021	60,000	70,000
020	107	33022	00000	Maintenance Bldg Grounds	167	10,747	5,940	15,000	20,000
020	107	34042	00000	Gas and Fuel Oil	4,202	5,832	7,640	8,000	13,500
020	107	34043	00000	Electricity	11,140	17,630	19,658	25,000	27,500
020	107	34044	00000	Water/Sewer/Garbage	1,487	1,955	2,505	4,000	4,000
020	107	40031	00000	Small Equipment	10,116	9,879	17,075	25,000	13,500
020	107	40031	00000	Small Equipment - AED Replacement	-	-	-	-	15,000
020	107	40031	00000	Small Equipment - Radio/GOS Upgrades	-	-	-	-	5,000
020	107	50850	00000	Buildings, Capital Exp		10,500		50,000	50,000
020	107	50850	00091	Capital Buildings - Whetstone Sub	16,000				
020	107	50850	00000	Burn Building Inspecting and repair				40,000	15,000
020	107	50884	00000	Departmental Paving			25,124		25,000
020	107	80107	00000	Engine Pump Test				10,000	20,000
				Department Fuel Cost					48,000
020	107	81107	00000	Gasoline		758			30,000
020	107	82107	00000	Diesel					
				Grant to Independent Agencies/Basic Station Exp	1,145,659	1,127,749	1,133,489	1,180,000	1,180,000
020	199	10410	00000	Volunteer Compensation	165,905	151,623	143,600	200,000	200,000
				2022 Cap Lease SCBAs -Principal	-	-			268,126
				2022 Cap Lease SCBAs Interest	-	-			20,566
Total Expenditures					1,562,501	1,550,085	1,561,784	1,845,000	2,396,021
Change in Fund Balance					100,750	225,045	214,484	(47,000)	(482,021)

Oconee County Emergency Services Protection District			
	District Support	Basic Departmental Expenditures	Total Amount of Support
Fire Departments			
Oakway Fire Department	45,000	15,000	60,000
Corinth - Shiloh Fire Department	45,000	15,000	60,000
Mountain Rest Fire Department	45,000	15,000	60,000
Fair Play Fire Department	45,000	15,000	60,000
Long Creek Fire Department	45,000	15,000	60,000
Cleveland Fire Department	45,000	15,000	60,000
Keowee Ebenezer Fire Department	45,000	15,000	60,000
Friendship Fire Department	45,000	15,000	60,000
Cross Roads Fire Department	45,000	15,000	60,000
Holly Springs Fire Department	45,000	15,000	60,000
Pickett Post Fire Department	45,000	15,000	60,000
South Union Fire Department	45,000	15,000	60,000
West Union Fire Department	45,000	15,000	60,000
Keowee Key Fire Department	45,000	15,000	60,000
Bountyland Fire Department	-	-	25,000
Haz-Mat	22,400	10,000	32,400
Rescue			
Dive Team	26,300	10,000	36,300
Keowee Rescue Squad	20,000	10,000	30,000
Mountain Rest Rescue Squad	20,000	10,000	30,000
Oakway Rescue Squad	20,000	10,000	30,000
Salem Rescue Squad	20,000	10,000	30,000
Seneca Rescue Squad	20,000	10,000	30,000
Special Rescue Team	26,300	10,000	36,300
Walhalla Rescue Squad	20,000	10,000	30,000
Westminster Rescue Squad	20,000	10,000	30,000
Totals	845,000	310,000	1,180,000

Oconee County, South Carolina
Sheriffs Victims Services Special Revenue Fund (210)
2024-2025 Budget

Account Number				Description	FY 2021 Actual	FY 2022 Actual	FY 2023 Actual	FY 2024 Amended Budget 2024-11	FY 2025 Administrator Recommended
Revenues									
				Assessments				30,000	
210	080	00805	16008	12% Assessment (Magistrate)	29,788	32,684	39,854		35,000
210	080	00805	16009	12% Assessment (Municipal)	2,072	2,480	872		1,600
210	080	00811	16009	12% Assessment (Municipal Walhalla)	6,331	5,070	5,678		6,000
210	080	00812	16009	12% Assessment (Municipal Westminster)	3,392	3,590	4,322		3,600
				Surcharges				24,000	
210	080	00805	16010	Surcharge Victims (Magistrate)	24,181	22,710	28,136		28,000
210	080	00805	16011	Surcharge Victims (Municipal)	1,323	1,813	241		300
210	080	00811	16011	Surcharge Victims (Municipal Walhalla)	2,912	1,502	1,772		3,000
210	080	00812	16011	Surcharge Victims (Municipal Westminster)	1,297	1,175	1,037		1,200
210	080	00811	16040	Municipal Contract (Walhalla)	25,000	-	-	-	
				General Fund Transfer	85,000	137,000	40,000	40,000	60,000
Total Revenues					181,296	208,024	121,912	94,000	138,700
Expenditures									
210	114	10110	00000	Salaries and Fringe	123,753	130,803	135,236	123,336	158,130
				Pay Increase including Fringe					
Total Expenditures					123,753	130,803	135,236	123,336	158,130
Change in Fund Balance					57,543	77,221	(13,324)	(29,336)	(19,430)

Oconee County, South Carolina
Solicitor's Victims Services Special Revenue Fund (215)
2024-2025 Budget

Account Number					Description	FY 2021 Actual	FY 2022 Actual	FY 2023 Actual	FY 2024 Amended Budget 2024-11	FY 2025 Administrator Recommended
Revenues										
215	080	00805	73700	Assessments	4,760	2,961	2,856	4,000	4,000	
215	080	00805	73800	Surcharges	22,890	29,884	34,869	20,000	28,000	
215	090	00170	70010	General Fund Transfer	55,000	110,000	45,000	45,000	35,000	
Total Revenues					82,650	142,845	82,725	69,000	67,000	
Expenditures										
215	512	10110	00000	Salaries and Fringe	70,710	75,903	83,405	77,532	74,530	
Total Expenditures					70,710	75,903	83,405	77,532	74,530	
Change in Fund Balance					11,940	66,942	(680)	(8,532)	(7,530)	

Oconee County, South Carolina
911 Communications Special Revenue Fund (225)
2024-2025 Budget

Account Number				Description	FY 2021 Actual	FY 2022 Actual	FY 2023 Actual	FY 2024 Amended Budget 2024-11	FY 2025 Administrator Recommended
Revenues									
225	080	00805	36000	AT&T E-911 Surcharge Taxes	102,077	85,968	70,597	160,000	70,000
225	080	00805	31010	Competitive Local Exchange Carrier Taxes	51,609	56,698	59,905	60,000	60,000
225	081	00810	19050	State Wireless Funding	147,159	161,974	147,113	70,000	150,000
225	081	00810	19070	Budget and Control Board Funding	252,120	345,586	684,388	200,000	350,000
Total Revenues					552,965	650,226	962,003	490,000	630,000
Expenditures									
225	104	30018	00000	Travel	164	788	4,900	1,000	5,000
225	104	30024	00000	Equipment Maintenance	325,215	509,660	269,455	300,000	275,000
225	104	30041	00000	Telecommunications	110,000	107,918	148,133	150,000	75,000
225	104	30056	00000	Data Processing	23,858	127,738	126,159	50,000	130,000
225	104	30084	00000	Staff Development	1,163	3,441	7,064	7,000	7,000
225	104	40031	00000	Small Capital	5,542	105,477	27,325	20,000	20,000
225	104	40032	00000	Operational	3,374	12,397	17,645	6,000	15,000
225	104	40045	00000	Non-Cap IT Eq/Software	3,174	52,167	27,408	20,000	25,000
225	104	50840	00000	Equipment, Capital Expenditure	-	87,603	192,322	200,000	300,000
225	104	50845	00000	IT Equip, Capital Expenditure	57,523	244	-	200,000	-
225	104	60083	00000	Grant to Indep Agency	80,545	24,277	19,960	30,000	30,000
Total Expenditures					610,558	1,031,710	840,371	984,000	882,000

Oconee County, South Carolina
Tri-County Technical College Special Revenue Fund (250)
2024-2025 Budget

Account Number				Description	FY 2021 Actual	FY 2022 Actual	FY 2023 Actual	FY 2024 Amended Budget 2024-11	FY 2025 Administrator Recommended
				Number of Mills	3.0	3.0	3.0	3.0	3.0
				Value of a mill	561,398	586,604	602,892	640,128	660,000
Revenue									
250	080	00876	00000	Tri-County Technical College	1,808,868	2,018,809	2,037,124	2,037,396	1,980,000
Total Revenues					1,808,868	2,018,809	2,037,124	2,037,396	1,980,000
Expenditures									
250	876	60085	00011	Pendleton Upgrade	484,000	460,200	459,100	458,000	457,300
250	876	60200	00000	County Contribution	1,161,262	1,120,000	1,167,500	1,230,000	1,295,000
Total Expenditures					1,645,262	1,580,200	1,626,600	1,688,000	1,752,300
Transfer out of TCTC Fund to Capital Request Fund					-	-	-	500,000	
Change in Fund Balance					163,606	438,609	410,524	(150,604)	227,700

Oconee County, South Carolina
Road Maintenance Millage - 2.1 (Fund 260)
2024-2025 Budget

Account Number				Description	FY 2021 Actual	FY 2022 Actual	FY 2023 Actual	FY 2024 Amended Budget 2024-11	FY 2025 Administrator Recommended
				Number of Mills	2.1	2.1	2.1	3.1	3.1
				Value of a mill	561,398	586,604	602,892	640,128	660,000
260	080	00868	00000	Road Maintenance Millage	1,263,215	1,415,012	1,423,987	1,996,400	2,046,000
260	081	00815	41875	C-Funds	-	-	140,000		
260	082	00830	40010	National Forestry Title I	138,300	175,158	149,435	220,000	150,000
Total Revenues					1,401,515	1,590,170	1,713,422	2,216,400	2,196,000
Expenditures									
260	601	00601	40010	National Forestry	-	-	-		150,000
260	601	30025	00000	Professional And Road Inventory	18,727	48,873	27,873	40,000	100,000
260	601	40032	00000	Operational	160,912	124,426	194,423	210,000	300,000
260	601	50840	00000	Capital Equipment*	46,051	-	-	-	-
260	601	50881	00000	Road Paving	-	-	951,264		
260	601	50882	00000	Capital Road Paving Overlay	380,549	-	888,542	-	-
260	601	60735	00000	Gravel Use	269,663	147,089	196,116	275,000	285,000
260	095	00171	70013	Interfund Transfer Out - 013	-	38,664	-	-	-
Total Expenditures					875,902	359,052	2,258,218	525,000	835,000
Change in Fund Balance					525,613	1,231,118	(544,796)	1,691,400	1,361,000

**Oconee County, South Carolina
Community Health and Human Services New Fund (275)
2024-2025 Budget**

Account Number				Description	FY 2021 Actual	FY 2022 Actual	FY 2023 Actual	FY 2024 Amended Budget 2024-11	FY 2025 Administrator Recommended
				Number of Mills				7.1	7.1
				Value of a mill				640,128	660,000
				Community Health & Human Services Millage				4,402,000	4,686,000
				Total Revenue				4,402,000	4,686,000
Expenditures				Prior Years were in General Fund					
				Charity Medical:					
10	705	60083	00000	Rosa Clark Medical Clinic	80,000	80,000	80,000	80,000	80,000
10	705	60583	00000	Medically Indigent Assistance	153,967	153,967	153,967	153,967	151,088
				Charity Medical Expenditure Total	233,967	233,967	233,967	233,967	231,088
				Direct Aid					
10	705	95100	02041	CAT Bus System	60,000	60,000	60,000	60,000	-
10	705	95100	20205	OC Board of Disabilities and Special Needs	75,000	75,000	75,000	75,000	75,000
				Oconee Fire/Medical Contribution					
				Seneca	650,000	650,000	650,000	1,300,000	1,300,000
				Walhalla	300,000	300,000	300,000	550,000	550,000
				Wesminster	285,000	285,000	285,000	550,000	550,000
				Salem	200,000	200,000	200,000	300,000	300,000
				Prisma	300,000	300,000	300,000	1,000,000	1,200,000
10	705	95100	20206	Anderson, Oconee, and Pickens Mental Health	60,000	60,000	60,000	60,000	60,000
10	705	95100	20216	Senior Solutions/Lake View Assisted	92,000	92,000	92,000	92,900	92,000
10	705	95100	00000	Oconee Support	126,132	246,122	215,000	180,133	200,000
				Direct Aid Expenditure Total	2,148,132	2,268,122	2,237,000	4,168,033	4,327,000
				Department Total	2,382,099	2,502,089	2,470,967	4,402,000	4,558,088

Oconee County, South Carolina
Economic Development Capital Projects Fund (315)
2024-2025 Budget

Account Number				Description	FY 2021 Actual	FY 2022 Actual	FY 2023 Actual	FY 2024 Amended Budget 2024-11	FY 2025 Administrator Recommended
Number of Mills				Value of a mill	1.1	1.1	1.1	2.1	1.1
					561,398	586,604	602,892	640,128	660,000
Revenue									
315	080	00875	00000	Economic Development Millage	659,745	734,019	786,037	1,302,000	726,000
315	080	00875	76021	FILOT	665,759	503,625	1,080,384	800,000	1,000,000
315	080	00807	00000	Utility Tax Credits	-	-	-	125,000	-
315	080	00840	00000	Interest Earnings	-	-	23,677	-	-
315	080	00805	10340	Misc Income	1,216	1,932	234,768	-	-
State Grants									
315	081	00825	90116	SC Rural Infrastructure Authority	500,000	-	-	-	-
315	081	00815	90112	C-Funds	70,000	-	-	-	200,000
				Rural Development Administration					600,000
				SC Power Team Grant					1,000,000
				Department of Commerce					1,500,000
Total Revenue					1,896,720	1,239,576	2,124,866	4,727,000	2,668,000
					To be Distributed to correct account number (Project) at time of Council's Approval.				
General									
315	707	30025	00000	Professional	3,831	45,971	15,952	5,807,000	1,779,000
315	707	30025	00035	Professional - Ed Gardner Land	-	35,057	-	-	-
315	707	30025	00060	Professional - GCCP	-	-	140,015	-	850,000
315	707	30025	00099	Professional-SRP Water/Sewer	26,897	-	-	-	-
315	707	30025	00280	Professional-Exit 4 Sewer	45,659	21,047	102,844	-	-
315	707	30025	00858	Professional - 2016B GO Bond	14,254	4,720	-	-	-
315	707	34043	00000	Electric	6,472	8,572	9,427	-	9,000
315	707	50830	00099	Cap Infra-SRP Water	182,566	-	-	-	-
315	707	50830	90114	Cap Infra - RIA Grant OITP	500,000	-	-	-	-
315	707	50850	92052	Cap Buildings-Chau Ram	90,548	-	-	-	-
315	707	50860	00035	Capital Land - Ed Gardner	5,000	-	-	-	-
315	707	50881	90115	Cap Road-BREC OITP	20,091	-	-	-	-
315	707	51010	00000	Land Transfer to Company	-	150,009	-	-	-
315	707	60707	00047	Casto Infrastructure	-	18,987	-	-	-
315	707	95101	00311	OJRSA-Fair Play Sewer Operations/Maintenance	3,795	29,596	27,772	-	30,000
315	707	95101	00312	OJRSA-Fair Play Sewer Contribution	182,377	234,522	68,637	-	-
315	707	95110	00016	Grant to Salem Water Line Loop	-	210,000	-	-	-
315	707	95110	02041	Grant to Seneca Cat Bus	300,000	-	-	-	-
Total Expenditures					1,381,490	758,481	364,647	5,807,000	2,668,000
Excess (Deficiency) of Revenues over Expenditures					515,230	481,095	1,760,219	(1,080,000)	-
Other Financing Sources									
				Use of Fund Balance					1,500,000
Other Financing Uses									
				Sewer/OJRSA	-	(500,000)	-	(500,000)	-
				Transfer to PRT Fund 330					(725,640)
Change in Fund Balance					\$ 515,230	\$ (18,905)	\$ 1,760,219	\$ (80,000)	\$ (725,640)

Oconee County, South Carolina
Bridges and Culverts Capital Projects Fund (320)
2024-2025 Budget

Account Number				Description	FY 2021 Actual	FY 2022 Actual	FY 2023 Actual	FY 2024 Amended Budget 2024-11	FY 2025 Administrator Recommended
				Number of Mills	1	1	1	1	1
				Value of a mill	561,398	586,604	602,892	640,128	660,000
Revenue									
320	080	00899	00000	Bridges and Culverts Millage	600,681	677,236	672,004	620,000	660,000
Total Revenue					600,681	677,236	672,004	620,000	660,000
Expenditures									
320	601	30025	00000	Professional	-	88,741	1,428	-	-
320	601	30025	52005	Professional Cherokee Lake Bridge	19,511	69,366	-	-	-
320	601	50885	52005	Lake Cherokee Bridge	-	677,582	-	-	-
320	601	30885	00000	Maintenance / Repair	76,535	52,803	62,365	620,000	620,000
320	601	50840	00000	Capital Equipment	69,460	-	-	-	-
320	601	50885	?????	Cap Bridge/Culvert - Hoyt Street	40,764	-	-	-	-
320	601	50885	?????	Cap Bridge/Culvert - Duck Pond	2,976	-	-	-	-
320	601	50885	?????	Cap Bridge/Culvert - Crestwood Drive Bridge	-	-	-	-	900,000
320	601	50885	?????	Cap Bridge/Culvert - Armada Way Culvert Replacement	-	-	-	-	-
320	601	50885	?????	Cap Bridge/Culvert - Alberts Road Bridge	-	-	-	-	-
320	601	50885	63078	Cap Bridge/Culvert - Tabor	-	-	49,223	-	-
Total Expenditures					209,245	888,492	113,016	620,000	1,520,000
Net Fund Balance					391,436	(211,256)	558,988	-	(860,000)

Oconee County, South Carolina
Capital Equipment and Vehicle Capital Projects Fund (325)
2024-2025 Budget

Account Number				Description	FY 2021 Actual	FY 2022 Actual	FY 2023 Actual	FY 2024 Amended Budget 2024-11	FY 2025 Administrator Recommended
				Number of Mills	2.0	2.0	2.0	2.3	2.3
				Value of a mill	561,398	586,604	602,892	640,128	660,000
Revenues									
325	080	00867	00000	Capital Equip/Vehicle Millage	1,211,477	1,324,785	1,381,033	1,426,000	1,518,000
325	090	00170	70010	Transfer from General Fund	-	-	-	-	-
325	090	00170	70012	Transfer from General Capital Projects Fund	-	-	-	-	-
325	090	00180	07190	Insurance Proceeds for Capital	105,719	53,746	-	75,000	35,000
325	090	00195	10305	Sale of Capital Assets	125,861	69,018	3,625	50,000	30,000
				Use of Fund Balance	-	-	-	-	-
Total Revenues					1,443,057	1,447,549	1,384,658	1,551,000	1,583,000
Expenditures									
325	101	50870	00000	Capital Vehicle Sheriff	198,578	-	820,456	-	-
325	103	50870	00000	Capital Vehicle Coroner	-	-	39,377	-	-
325	110	50870	00000	Capital Vehicle Animal Control	29,003	-	-	-	-
325	202	50870	00000	Capital Vehicle PRT Admin	-	-	47,618	-	-
325	203	50840	00000	Capital Equipment High Falls	13,000	-	-	-	-
325	205	50840	00000	Capital Equipment Chau Ram	17,593	-	-	-	-
325	301	50870	00000	Capital Vehicle Assessor	51,808	-	26,036	-	-
325	601	50870	00000	Capital Vehicle Roads	469,868	-	86,868	-	-
325	702	50870	00000	Capital Vehicle Building Codes	-	-	-	-	-
325	714	50870	00000	Capital Vehicle Facilities Maint	-	-	85,699	-	-
325	717	50870	00000	Capital Vehicle Administrator	60,448	938,712	-	1,551,000	1,560,000
325	718	50870	00000	Capital Vehicle Solid Waste	-	-	604,926	-	-
325	720	50840	00000	Capital Equipment Airport	-	-	-	-	-
325	720	50870	00000	Capital Vehicle Airport	-	-	88,400	-	-
325	721	50870	00000	Capital Vehicle Vehicle Maint	-	-	-	-	-
Total Expenditures					840,298	938,712	1,799,380	1,551,000	1,560,000
Net Fund Balance						508,837	(414,722)	-	23,000

**Oconee County, South Carolina
Parks, Recreation and Tourism (330)
2024-2025 Budget**

Account Number	Description	FY 2021 Actual	FY 2022 Actual	FY 2023 Actual	FY 2024 Amended Budget 2024- 11	FY 2025 Administrator Recommended
	Number of Mills	1.3	1.3	1.3	1.0	1.0
	Value of a mill	561,398	586,604	602,892	640,128	660,000
	Parks, Recreation and Tourism	779,698	897,440	838,338	620,000	660,000
	Transfer from Econ Development 315				725,640	
	Total Revenue	779,698	897,440	838,338	1,345,640	660,000
	Parks, Recreation and Tourism					
	Professional/Capital	15,993	1,500	-	-	650,000
	High Falls Park					
	Maint on Building & Grounds	-	-	12,000		
	Non-Capital Equipment	-	-	7,323		
	Cap Buildings	-	-	267,321	-	
	South Cove Park					
	Professional	-	9,683	3,420	-	
	Chau Ram Park					
	Chau Ram - Paving	38,065			-	
	Miscellaneous PRT Projects					
	Site/Dock Work Seneca Creek	-	936,375	573,644		
	Misc	-	-	1,500	650,000	
	Total Expenditures	54,058	947,558	865,208	650,000	650,000
	Excess (Deficiency) of Revenues over Expenditures	725,640	(50,118)	(26,870)	695,640	10,000

Oconee County, South Carolina
Fire/Emergency Services Capital Vehicle & Equipment New Fund 335
2024-2025 Budget

Account Number				Description	FY 2021 Actual	FY 2022 Actual	FY 2023 Unaudited Actual	FY 2024 Amended Budget 2023-16	FY 2025 Administrator Recommended
				Number of Mills				2.0	2.0
				Value of a mill				640,128	652,000
Revenues									
335	080	00000	00000	Capital Equip/Vehicle Millage				1,240,000	1,304,000
335	090	00180	07190	Insurance Proceeds for Capital				-	-
335	090	00195	10305	Sale of Capital Assets				-	-
Total Revenues					-	-	-	1,240,000	1,304,000
Expenditures									
					Prior Years were in General Fund				
				Capital Fire Apparatus				1,137,750	1,304,000
10	107	40031	00000	Small Equipment				50,000	
				Small Equipment-New Hire				30,000	
				Turn Out Gear					
10	107	40031	00000	Small Equipment - Turn Out				18,000	
10	107	40031	00000	Small Equipment - BountyLand				4,250	
Total Expenditures								1,240,000	1,304,000
Net Fund Balance								-	-

Fire/Emergency Services Capital Vehicle & Equipment Fund
Fund 335

Department	Description	Cost	Lease Purchase	
			FY 2025	FY 2026
Oakway Rescue	Rescue 3D F250	75,000	75,000	
Community Medic Program	Truck	75,000	75,000	
Mountain Rest	Tanker 4	460,000		460,000
Salem	Tanker 2	460,000	460,000	
Oakway	Tanker 1	460,000	460,000	
Pickett-Post	Tanker 14	460,000	460,000	
Rescue Boat		100,000	100,000	
7 Tankers	Replacement in next 2 years	3,220,000		3,220,000
5 Engines	Replacement in next 3 years	3,500,000		
			1,630,000	3,680,000

Oconee County, South Carolina
Capital Request Fund New Fund 340
2024-2025 Budget

Account Number	Description	FY 2024 Amended Budget 2023-16	FY 2025 Administrator Recommended
	Number of Mills	2.0	2.0
	Value of a mill	640,128	660,000
Revenues			
	Capital Request Millage	1,240,000	1,320,000
	Transfer In from General Fund	716,000	
	Transfer In from TCTC	500,000	
	Total Revenues	2,456,000	1,320,000
Expenditures			
Airport			
	Capital Land - Hamilton Property	17,250	-
	Capital Paving	-	
Auditor			
	Digital Formatting of Records	-	-
Communications			
	Capital Equipment - Bad Creek Tower Radio Site	85,000	-
	Capital Equipment - Salem Water Radio Site	65,000	-
	Capital IT Equipment/Software - HCTC Backup 911 Final	15,000	-
	Capital Equipment - 2 Repeaters	-	20,000
	Capital Equipment - 1 Generator for 1 of 3 Sites in need	-	15,000
Detention Center			
	Maintenance on Building/Grounds - Bar Screen	150,000	-
	Maintenance on Building/Grounds - Sheriff's Sub-Stations	20,000	-
	Capital Equipment - Water Heater for Jail	-	117,000
	Key Access to the Sheriffs Building		-
	Gate Access to the Detention Center		12,000
Finance			
	One Time Implementation Fee for Conversion to New ERP System	-	175,000
Information Technology			
	Capital Equipment - Cyber Security - Palo Alto Equipment	-	42,606
	Palo Alto Cortex 1 Year License	-	31,444

Oconee County, South Carolina
Capital Request Fund New Fund 340
2024-2025 Budget

Account Number	Description	FY 2024 Amended Budget 2023-16	FY 2025 Administrator Recommended
	Number of Mills	2.0	2.0
	Value of a mill	640,128	660,000
Facilities Maintenance			
	Maintenance on Building/Grounds - Carpet for Public Defender	20,000	-
	Maint Pine Street Roof	-	40,000
	4 New HVAC Brown Building	-	
	Courthouse:	-	-
	Reseal Windows	-	50,000
	Exterior Joint Sealant	-	45,000
	Roof Repairs due to leaks	-	20,000
	Carpet & Labor 1st & 2nd Floors	-	-
	Carpet & Labor 3rd and 4th floors	-	-
Road Department			
	Milling Machine	-	-
Pine Street			
	Security	-	115,000
Solid Waste			
	Capital Expenditure Equipment - 6 Recycling 30 Yard Containers	48,000	-
	Capital Expenditure Equipment - 6 to 8 Compactors/Containers	127,000	-
	Capital Expenditure Buildings/Grounds - Storage Garage for Supplies	25,000	-
	Capital Equipment - Transfer Station Wheel Loader	380,000	-
	Capital Equipment - 110 horse mowing tractor	120,000	-
	Scale House/Scales	-	285,000
	Capital Equipment - Landfill Compactor	-	-
	Capital Equipment - Wood Grinder	-	-
	Capital Vehicle - Landfill Track Loader	716,000	-
	Capital Equipment - Garbage Compactors	-	165,000
	Capital Equipment - Containers for Centers	-	75,000
Vehicle Maint			
	Capital Equipment - Tire Mounting Machine and Balancer	20,000	-
Unforeseen Emergency		647,750	-
Total Expenditures		2,456,000	1,208,050
Change in Fund Balance		-	111,950

**Oconee County, South Carolina
Rock Quarry Enterprise Fund
2024-2025 Budget**

Account Number				Description	FY 2021 Actual	FY 2022 Actual	FY 2023 Actual	FY 2024 Amended Budget 2024-11	FY 2025 Administrator Recommended
Operating Revenues									
017	080	00805	00000	Customer Sales	6,596,252	7,422,341	9,173,509	9,000,000	10,300,000
017	080	00805	10340	Miscellaneous	68,753	40,942	128,453	5,000	50,000
Total Revenues					6,665,005	7,463,283	9,301,962	9,005,000	10,350,000
Operating Expenses									
017	719	10110	00000	Salary and Wages	739,460	802,857	942,668	922,476	1,052,647
New Position: Electrician - Salary (70,000 to 75,000), Fringe and Benefits					-	-	-	-	125,000
017	719	10710	00000	Overtime	110,799	118,660	143,903	135,000	140,000
017	719	20013	00000	Social Security	62,216	65,925	80,899	80,897	91,237
017	719	20014	00000	Retirement	134,992	150,371	195,301	185,693	221,355
017	719	20015	00000	Workers Compensation	49,626	60,045	55,483	55,484	63,590
017	719	20016	00000	Health Insurance	210,609	271,806	226,018	201,058	201,058
017	719	20027	00000	Dental	9,857	16,454	16,133	12,100	12,100
017	719	20028	00000	Vision	1,696	3,040	2,934	2,200	2,200
GASB 68 Pension Expense					(53,045)	-	-	-	-
Salary and Wage Totals					1,266,210	1,489,158	1,663,339	1,594,908	1,909,187
017	719	30024	00000	Equipment Maintenance	775,009	1,389,590	2,521,362	1,500,000	2,500,000
017	719	30025	00000	Professional	53,917	82,887	71,198	90,000	45,000
017	719	30037	00000	Equipment Rental	65,039	65,326	59,766	44,900	55,000
017	719	30039	00000	Blasting	643,916	681,033	885,137	925,000	925,000
017	719	30041	00000	Telecommunications	-	1,685	3,928	3,500	3,500
017	719	30056	00000	Data Processing	4,915	4,018	4,263	4,500	9,300
017	719	30059	00000	Copier Click Charges	1,149	1,156	1,322	1,590	1,590
017	719	30066	00000	Insurance - Property and Liability	49,916	129,723	117,073	130,000	130,000
017	719	30084	00000	Staff Development	2,204	1,995	2,249	10,000	15,000
017	719	30091	00000	Special Departmental Supplies	-	-	531	1,500	1,500
017	719	33022	00000	Building/Grounds Maintenance	15,388	19,207	42,651	100,000	50,000
017	719	34042	00000	Gas and Fuel Oil	999	1,624	1,241	2,000	2,000
017	719	34043	00000	Electricity	130,687	155,570	162,194	160,000	170,000
017	719	34044	00000	Water/Sewer/Garbage	3,972	3,338	3,295	4,200	5,000
017	719	40027	00000	Safety Equipment	7,365	9,192	10,670	12,500	12,500
017	719	40031	00000	Small Equipment	22,612	33,780	32,362	40,000	50,000
017	719	40032	00000	Operational	31,824	34,277	34,771	31,800	32,000
017	719	40034	00000	Food	22,734	1,997	3,123	3,200	5,000
017	719	40045	00000	Equipment/Software	-	4,538	8,299	4,200	2,300
017	719	40065	00000	Uniforms/Clothing	8,703	9,323	9,318	12,000	12,300
017	719	50841	00000	Equipment Replacement	-	43,400	805,569	959,000	209,000
017	719	50850	00000	Capital Building	-	-	-	-	850,000
017	719	50860	00000	Capital Land	-	411,060	401,197	410,000	410,000
017	719	60055	00000	Credit Application Fee	683	223	207	1,000	1,000
017	719	80719	00000	Vehicle Maintenance	23,862	26,722	29,738	30,000	35,000
017	719	81719	00000	Gasoline	8,949	15,330	19,380	19,000	20,000
017	719	72719	00000	Diesel	217,287	492,824	550,772	576,000	600,000
017	719	00000	00000	Loss on Sale of Capital Asset	-	256,825	-	-	-
017	719	90150	73499	Depreciation Expense	385,139	914,254	953,418	500,000	900,000
017	719	90150	73500	Depletion Expense	6,882	6,882	6,882	8,000	7,000
Total Operating Expenses					3,749,361	6,286,937	8,405,255	7,178,798	8,968,177
Net Operating Income (Loss)					2,915,644	1,176,346	896,707	1,826,202	1,381,823
017	095	00171	70010	Transfer To General Fund	(750,000)	(1,000,000)	(1,000,000)	(750,000)	(1,000,000)
Transfer to Land Acquisition Fund					-	-	-	(250,000)	(250,000)
017	719	55100	00000	Lease Principal Payment	(468,660)	(488,016)	(508,171)	(529,158)	(549,000)
017	719	55200	00000	Lease Interest Payment	(232,179)	(214,437)	(194,281)	(173,294)	(154,000)
Change in Net Assets					1,464,805	(526,107)	(805,745)	123,750	(571,177)

Oconee County, South Carolina
Debt Service Fund 090
2024 - 2025 Budget

Account Number	Description	FY 2021 Actual	FY 2022 Actual	FY 2023 Actual	FY 2024 Amended Budget 2024-11	FY 2025 Administrator Recommended
090 080 00805 28000	Debt Service Revenue	2,188,702	1,637,663	1,857,268	1,964,034	3,214,552
	Total Debt Service Revenue	2,188,702	1,637,663	1,857,268	1,964,034	3,214,552
General Obligation Debt Service						
Principal Payments						
090 854 55100 00000	2020 GO Refunding Bond - (Formerly 2011 GO Bond Detention Center)	190,000	640,000	750,000	760,000	770,000
090 858 55100 00000	2016B GO Bond - Workforce Development Center	360,000	366,000	373,000	379,000	386,000
090 862 55100 00000	2014 SS Refunding Revenue Bond Pointe West (Formerly 2010 SS Revenue Bond)	278,000	289,000	294,000	303,000	312,000
090 892 55100 00000	2017 GO Refunding Bond - Keowee Fire District (Formerly 2007 GO Bond) (Final Payment FY21/22)	103,332	105,275	-	-	-
090 893 55100 00000	2019 GO Bond - Keowee Fire District	46,704	47,876	49,078	50,310	51,573
090 894 55100 00000	2022 GO Bond - Keowee Fire District	-	-	-	60,591	62,948
090 896 55100 00000	2013 GO Bond - Echo Hills	170,000	175,000	180,000	190,000	195,000
090 898 55100 00000	2011 GO Bond - Detention Center (Final Payment FY20/21)	545,000	-	-	-	-
	2023 GO Bond	-	-	-	-	-
		1,693,036	1,623,151	1,646,078	1,742,901	1,777,521
Interest Payments						
090 854 55200 00000	2020 GO Refunding Bond - (Formerly 2011 GO Bond Detention Center)	91,718	116,369	106,833	95,658	84,334
090 858 55200 00000	2016B GO Bond - Workforce Development Center	38,352	32,232	26,010	19,669	13,226
090 862 55200 00000	2014 SS Refunding Revenue Bond Pointe West (Formerly 2010 SS Revenue Bond)	42,066	34,143	25,907	17,528	8,892
090 892 55200 00000	2017 GO Refunding Bond - Keowee Fire District (Formerly 2007 GO Bond) (Final Payment FY21/22)	3,910	1,651	-	-	-
090 893 55200 00000	2019 GO Bond - Keowee Fire District	11,674	10,502	9,300	8,068	6,806
090 894 55200 00000	2022 GO Bond - Keowee Fire District	-	-	-	42,790	40,433
090 896 55200 00000	2013 GO Bond - Echo Hills	50,930	45,830	40,580	34,820	28,740
090 898 55200 00000	2011 GO Bond - Detention Center (Final Payment FY20/21)	16,350	-	-	-	-
	2023 GO Bond	-	-	-	517,361	1,250,000
		255,000	240,726	208,630	735,894	1,432,431
Issuance Costs & Fiscal Charges						
090 854 55300 00000	2020 GO Refunding Bond - (Formerly 2011 GO Bond Detention Center)	-	-	-	-	-
090 862 55300 00000	2014 SS Refunding Revenue Bond Pointe West (Formerly 2010 SS Revenue Bond)	1,956	-	2,000	2,000	2,000
090 893 55300 00000	2019 GO Bond - Keowee Fire District	-	-	-	-	-
090 894 55300 00000	2022 GO Bond - Keowee Fire District	-	-	-	-	-
090 896 55300 00000	2013 GO Bond - Echo Hills	591	591	560	600	600
090 898 55300 00000	2011 GO Bond - Detention Center (Final Payment FY20/21)	-	-	-	-	-
	2023 GO Bond	-	-	-	-	2,000
		2,547	591	2,560	2,600	4,600
Total Debt Service Expenditures		1,950,583	1,864,469	1,857,268	2,481,395	3,214,552
Other Financing Sources (Uses)						
Transfers						
	Transfer In - From 10 Fund	-	-	-	-	-
	Transfer In - From 12 Fund	-	-	-	-	-
	Transfer In - From 315 Fund	-	-	-	-	-
	Transfer Out - To 10 Fund	-	-	-	-	-
	Transfer Out - To 12 Fund	-	-	-	-	-
Proceeds from Debt						
	2019 GO Bond - Keowee Fire District	-	-	-	-	-
	2017 GO Refunding Bond - Keowee Fire District (Formerly 2007 GO Bond)	-	-	-	-	-
	2020 GO Refunding Bond - (Formerly	-	-	-	-	-
Payment to Refunded Bond Escrow Agent						
	2011 GO Bond - Detention Center	-	-	-	-	-
Short Term GO Debt Transactions Reclassified to Short Term						
	2015 Short Term GO Bond - Bountyland Substation, South Cove & Library Proceeds	-	-	-	-	-
	Payment	-	-	-	-	-
	2016A Short Term GO Bond - Oconee Industry and Technology Park Proceeds	-	-	-	-	-
	Payment	-	-	-	-	-
Total Debt Service Other Financing Sources (Uses)		-	-	-	-	-
Net Change in Fund Balance		238,119	(226,806)	0	(517,361)	

PUBLISHER'S AFFIDAVIT

STATE OF SOUTH CAROLINA COUNTY OF OCONEE

OCONEE COUNTY COUNCIL

IN RE: Meeting Schedule

BEFORE ME the undersigned, a Notary Public for the State and County above named, This day personally came before me, Hal Welch, who being first duly sworn according to law, says that he is the General Manager of **THE JOURNAL**, a newspaper published Tuesday through Saturday in Seneca, SC and distributed in **Oconee County, Pickens County** and the Pendleton area of **Anderson County** and the notice (of which the annexed is a true copy) was inserted in said papers on 01/04/2024 the rate charged therefore is not in excess of the regular rates charged private individuals for similar insertions.



Hal Welch
General Manager



Jessica Wells
Notary Public
State of South Carolina
My Commission Expires November 13, 2030

Subscribed and sworn to before me this
01/04/2024



Jessica Lee Wells
NOTARY PUBLIC
State of South Carolina
My Commission Expires
November 13, 2030

MARKETPLACE

864.973.6676



upstatetoday.com

Call by 3 p.m.
Get your ad in the next day!
864-973-6676
Ask for Terrica
Hours: 8 am – 5 pm
Monday – Friday

Let's Celebrate!

**Anniversaries
Birthdays
Family Reunions
Share the Joy!**

Call Terrica at
864-973-6676
for rates.

YARD SALES:
2 Days - \$25.00
10 Line Limit
Each additional day:
\$5.00

Sell items under \$100
FREE*

*Restrictions apply. Does not include picture.

Call or Email Terrica To Place Your Ad Now!
864.973.6676 • tlyda@upstatetoday.com

NOTICES

PUBLISHERS NOTICE
This newspaper will not knowingly accept any false or misleading advertising. We advise you to investigate on your own, and take any steps necessary to ascertain the validity of any advertising before exchanging money or entering into any contractual agreements. The Journal provides no guarantees and will not be held liable for any items or services advertised.

ANNOUNCEMENTS

DONATE YOUR CAR TO KIDS.
Your donation helps fund the search for missing children. Accepting Trucks, Motorcycles & RV's, too! Fast Free Pickup - Running or Not - 24 Hour Response - Maximum Tax Donation -
Call (888) 515-3810

DENTAL INSURANCE
from Physicians Mutual Insurance Company. Coverage for 350 plus procedures. Real dental insurance- NOT just a discount plan. Do not wait! Call now! Get your FREE Dental Information Kit with all the details!
1-855-397-7030
www.dental5oplus.com/60#6258

Portable oxygen concentrator may be covered by medicare! Reclaim independence and mobility with the compact design and long-lasting battery of inogen one. Free information kit!
Call 833-230-8692

Applying for Social Security Disability or Appealing a Denied Claim? Call Bill Gordon & Assoc. Our case managers simplify the process & work hard to help with your case. Call 1-844-528-1156 FREE Consultation. Local Attorneys Nationwide Mail: 2420 N St NW, Washington DC. Office: Broward Co. FL (TX/NM Bar.)

Safe Step. North America's #1 Walk-In Tub. Comprehensive lifetime warranty. Top-of-the-line installation and service. Now featuring our FREE shower package and \$1600 Off for a limited time! Call today! Financing available. Call Safe Step 1-877-852-0368

Tuesday, January 9, 2024 is the last day to redeem winning tickets in the following South Carolina Education Lottery Instant Games: (1462) 50X

WANTED EMPLOYMENT

Advertise Your Driver Jobs in 99 S.C. newspapers for only \$375. Your 25-word classified ad will reach more than 2.1 million readers! Call Randall Savely at the S.C. Newspaper Network, 1-888-727-7377

PETS

Oconee Humane Society offers low-cost spay/neuter vouchers to ALL Oconee County residents. **Find out more at oconeehumane.org or call 864-882-4719**

REPORT YOUR LOST PET to Oconee County Animal Shelter 888-0221 or email info to: oocas@netmids.com You may include a photo. We will contact you if we find your pet.

ADOPT A DOG! Save a Life!
Loyal, loving dogs & puppies \$85 adoption fee includes spay/neuter, vaccines, microchip. Take a wonderful companion home today!
oconeehumane.org
Call 882-4719

ADOPT A CAT! Save a Life!
Snuggly, purry cats & kittens \$75 adoption fee includes: spay/neuter, vaccines, microchip. Take a SWEET companion home today!

U-STOR-IT Mini Warehouse
Inside • Outside • No Camera Fenced • Not Gated • Lighted Old Clemson Hwy.
654-1000

oconeehumane.org
Call 882-4719

MISCELLANEOUS FOR SALE

ELIMINATE GUTTER CLEANING FOREVER!
LeafFilter, the most advanced debris-blocking gutter protection. Schedule a FREE LeafFilter estimate today. 15% off Entire Purchase. 10% Senior & Military Discounts.
Call 1-855-875-2449

Up to \$15,000 of GUARANTEED Life Insurance!

No medical exam or health questions. Cash to help pay funeral and other final expenses.

Call Physicians Life Insurance Company 855-837-7719 or visit www.Life5plus.info/scan

Prepare for power outages today with a GENERAC home standby generator. \$0 Money Down + low monthly payment options. Request a FREE quote. Call now before the next power outage: 1-844-755-0366

COMPUTER & ACCESSORIES

For Sale hp envy 6000 wireless printer excellent condition \$35.00 call 864-973-8456

MERCHANDISE UNDER \$100

For Sale!
Chimney Free Infrared Heater 1500 Watts
Frame & Glowing Fire Effect Like New. Only Used Once
\$45
Call or text
864-364-7108

AUCTIONS

ADVERTISE YOUR AUCTION...
in 99 S.C. newspapers for only \$375. Your 25-word classified will reach more than 2.1 million readers. **Call Randall Savely at the S.C. Newspaper Network, 1-888-727-7377**

Real Estate Auction: Industrial Property on 2.57 AC with 3 Buildings, 26 Park Hill Drive Lugoff, SC. Online Bidding through Thurs. January 18th at 2PM www.TheLigonCompany.com, Call 803-366-3535. Randy Ligon, CAI, CES, BAS SCAL1716 SCRL17640 SC AFL4120

ESTATE AUCTION – Saturday, January 13, 9:30 A.M. 4715 Augusta Hwy., Brunson, SC. Selling Contents of Welding Shop and Home! Farm Tractors, Farm Implements, 2021 Tracker 0x400 UTV, Welding Equipment, Lots of Tools, Utility Trailers, Shop Equipment, Lawn Mowers, Dodge Van, Honda Motorcycle, River Boat, Nice Furniture, Antiques, Glassware, Sterling & Much More! Preview: Friday Jan. 12 10 A.M. - 6 P.M. Browse web: www.cogburnauction.com 803-860-0712

NOTICE OF PUBLIC SALE: Pursuant to SC Self-Service Storage Facility Act and to satisfy Owner's lien Storage Sense located at 365 Keowee School Rd Seneca, SC 29672 864-885-0368 intends to sell the personal property described below. Everything sold is purchased AS-IS with money orders only. See and bid on all units 24/7 ending on December 29th, 2023, at 11:00 am@ www.Lockerfox.com Storage Sense reserves the right to refuse any bid or rescind any purchase until the winning bidder takes possession of the property. TERMS listed on auction website. Brandon Vanblarcam Unit 0011 misc items; Michael Talley Unit 0305, Misc items; Julia Ford Unit 0447, misc items; Chalanda Goodine unit 0087 misc items.

SERVICES

FREE high speed internet for those that qualify. Government program for recipients of select programs incl. Medicaid, SNAP, Housing Assistance, WIC, Veterans Pension, Survivor Benefits, Lifeline, Tribal. 15 GB internet service. Bonus offer: Android tablet FREE with one-time \$20 copay. Free shipping & handling.

Call Maxsip Telecom today! 1-855-851-8201

DIRECTV OVER INTERNET – Get your favorite live TV, sports and local channels. 99% signal reliability! CHOICE Package, \$84.99/mo for 12 months. HBO Max and Premium Channels included for 3 mos (w/CHOICE Package or higher.) No annual contract, no hidden fees! Some restrictions apply. Call IVS 1-855-237-9741

DIRECTV Sports Pack, 3 Months on Us! Watch pro and college sports LIVE. Plus over 40 regional and specialty networks included. NFL, College Football, MLB, NBA, NHL, Golf and more. Some restrictions apply. Call DIRECTV 1-844-624-1107

Switch to DISH and get up to a \$300 gift card! Plus get the Multiport pack included for a limited time! Hurry, call for details: 1-877-542-0759

APARTMENTS FURNISHED

Best Deal In Town!
1 Br. - \$595. • 2 Br. - \$715.
Ask About Our Weekly Specials!
•Furn/Power Pkgs.
•On CAT Bus Route.
Call (864)882-0636

VACATION RESORT RENTAL

ADVERTISE YOUR VACATION PROPERTY FOR RENT OR SALE

To more than 2.1 million South Carolina newspaper readers. Your 25-word classified ad will appear in 99 S.C. newspapers for only \$375. Call Alanna Ritchie at the South Carolina Newspaper Network, 1-888-727-7377.

HOUSES FOR SALE

PUBLISHERS NOTICE
All real estate advertising in this newspaper is subject to Federal Fair Housing Act of 1968 which makes it illegal to advertise "any preference, limitations or discrimination" based on race, color, religion, sex, handicap, familial status or national origin, or intention to make any such preference, limitation or discrimination." This newspaper will not knowingly accept any advertising for real estate which is in violation of the law. Our readers are hereby informed that all dwellings advertised in this newspaper are available on an equal opportunity basis.

LEGALS

Notice of Self Storage Sale
Please take notice Midgard Self Storage - Seneca Greenleaf located at 600 Shiloh Rd Seneca SC 29678 intends to hold a Auction of storage units in default of payment. The sale will occur as an Online Auction via www.storageauctions.com on 1/19/2024 at 1:00PM. This sale is pursuant to the assertion of lien for rental at the self-storage facility. Unless listed otherwise below, the contents consist of household goods and furnishings. Micah Justus unit #108; Tatem Tollison unit #314; Jasmine Hunter unit #A101; Hala Searcy unit #A205; Alexis Smith unit #F3; Amanda Rogers unit #F808; Davonna Alex-

CLASSIFIEDS WORK!

BUSINESS FOR SALE
OWNER RETIRING
Tarps and Covering Systems for Dump Trucks Since 1998
Well Established, High Demand Business Will Pay Commission of \$3,000
Call 843.729.3770 or 864.638.2668
bhild@bobhildent.com • www.bobhildent.com

ander unit #O13; Yandel Vivanco unit #O16; Chris Martin unit #P29. This sale may be withdrawn at any time without notice. Certain terms and conditions apply.

The City of Walhalla's Board of Zoning Appeals will hold a public hearing on Monday, January 22, 2024 at 5:30 PM to hear the following items: A request for a Special Exception to allow the placement of a manufactured home at Austin Drive (TMS# 500-06-02-018), zoned General Residential (GR). A request for a variance to allow a manufactured home with a different roof pitch than the permitted roof pitch to be placed at Austin Drive (TMS# 500-06-02-018), zoned General Residential (GR). The meeting will be held in the City Council Chambers located at 206 N. Church Street, Walhalla. Please contact the Community Development Department at 864-638-4343 for more information.

NOTICE OF APPLICATION
Notice is hereby given that Yoshi intends to apply to the South Carolina Department of Revenue for a license/permit that will allow the sale and On Premises consumption of Beer & Wine at 1510 Blue Ridge Blvd., Ste. 108, Seneca, SC 29672. To object to the issuance of this permit/license, written protest must be postmarked no later than January 13, 2023.

For a protest to be valid, it must be in writing, and should include the following information:

- (1) The name, address and telephone number of the person filing the protest;
 - (2) The specific reasons why the application should be denied;
 - (3) That the person protesting is willing to attend a hearing (if one is requested by the applicant);
 - (4) That the person protesting resides in the same county where the proposed place of business is located or within five miles of the business; and,
 - (5) The name of the applicant and the address of the premises to be licensed.
- Protests must be mailed to: S.C. Department of Revenue, ABL SECTION, P.O. Box 125, Columbia, SC 29214-0070.

STATE OF SOUTH CAROLINA
COUNTY OF OCONEE
IN THE COURT
OF COMMON PLEAS
SUMMONS, LIS PENDENS
AND NOTICES
C/A NO. 2023-CP-37-00262

Equity Trust Company FBO Robert W. Schumacher IRA, PLAINTIFF, vs. Any heirs-at-law or devisees of Mary Jo Moody deceased, their heirs, Personal Representatives, Administrators, Successors and Assigns, and all other persons or entities entitled to claim through them; Any heirs-at-law or devisees of Molly Ann Chastain, deceased, their heirs, Personal Representatives, Administrators, Successors and Assigns, and all other persons or entities entitled to claim through them; all unknown persons having or claiming any right, title, or interest in or to, or lien upon the real property described as 221 Thompson Avenue, Walhalla, SC 29691, their heirs and assigns; any persons who may be in the military service of the United States of America, being a class designated as John Doe, any unknown minors, incompetent or imprisoned person, or persons under a disability being a class designated as Richard Roe, was filed and recorded with the Clerk of Court for Oconee County on December 8, 2023.

NOTICE OF ORDER APPOINTING ATTORNEY: YOU WILL PLEASE TAKE NOTICE that an Order appointing Kelley Yarbrough Woody, Esq., P.O. Box 6432,

Columbia, SC 29260, as Attorney for unknown party defendants who may be in the Military Service of the United States of America who may be entitled to benefits of the Servicemembers Civil Relief Act, 50 U.S.C. §501 et seq, being a class designated as John Doe, was filed and recorded with the Clerk of Court for Oconee County on December 8, 2023.

MP Morris Law Firm, P.A.
Michael P. Morris,
SC Bar #73560,
336 Old Chapin Rd.,
Lexington, S.C. 29072.
Phone: 803-851-1076
Fax: 803-851-1978.
Attorney for Plaintiff

Tax Map Number: 500-17-02-002
Property Address: 221 Thompson Avenue, Walhalla, SC 29691

NOTICE OF FILING:
NOTICE IS HEREBY GIVEN that the Lis Pendens, Summons and Complaint in this action were filed in the Office of the Clerk of Court for Common Pleas for Oconee County, South Carolina on April 6, 2023.

NOTICE OF ORDER APPOINTING GUARDIAN AD LITEM NISI:
YOU WILL PLEASE TAKE NOTICE that an Order appointing Kelley Yarbrough Woody, Esq., P.O. Box 6432, Columbia, SC 29260, as Guardian ad Litem Nisi for unknown party defendants who may be minors, incompetent or imprisoned person, or persons under a disability being a class designated as Richard Roe, was filed and recorded with the Clerk of Court for Oconee County on December 8, 2023.

NOTICE OF ORDER APPOINTING ATTORNEY: YOU WILL PLEASE TAKE NOTICE that an Order appointing Kelley Yarbrough Woody, Esq., P.O. Box 6432,

The Oconee County Council will meet in 2024 on the first and third Tuesday of each month with the following exceptions: June, July, August, and November meetings, which will be only on the third Tuesday of each of these months; December meeting, which will be only the first Tuesday of the month. All Council meetings, unless otherwise noted, are held in Council Chambers, Oconee County Administrative Offices, 415 South Pine Street, Walhalla, South Carolina at 6 p.m.

Oconee County Council will also hold a Planning Retreat beginning at 9:00 a.m. on Friday, February 23, 2024 to establish short- and long-term goals.

Oconee County Council will also meet on Tuesday, January 7, 2025 in Council Chambers at which point they will establish their 2025 Council and Committee meeting schedules.

Oconee County Council will also hold a Budget workshop on Friday, March 22, 2024 in Council Chambers.

Additional Council meetings, workshops, and/or committee meetings may be added throughout the year as needed.

Oconee County Council Committees will meet in 2024 prior to County Council meetings on the following dates/times in Council Chambers located at 415 South Pine Street, Walhalla, South Carolina unless otherwise advertised.

The Law Enforcement, Public Safety, Health, & Welfare Committee at 4:30 p.m. on the following dates: February 20, May 21, July 16, & September 17, 2024.

The Transportation Committee at 4:30 p.m. on the following dates: February 20, May 21, July 16, & September 17, 2024.

The Real Estate, Facilities, & Land Management Committee at 4:30 p.m. on the following dates: March 19, June 18, August 20, & October 15, 2024.

The Planning & Economic Development Committee at 4:30 p.m. on the following dates: March 19, June 18, August 20, & October 15, 2024.

The Budget, Finance, & Administration Committee at 9:00 a.m. on the following dates: February 23 [Strategic Planning Retreat] & March 22 [Budget Workshop] and 4:30 p.m. on the following dates: March 5, April 16, & May 7, 2024.

THE JOURNAL

You deliver.
We deliver.

CARRIERS NEEDED

The Journal has excellent opportunities to **EARN EXTRA MONEY!**

Deliver newspapers to homes in Oconee County and the Clemson area. Reliable transportation is a must.

We are also looking for subs part-time to deliver newspapers on down routes.

For more information please call the Circulation Department at (864) 882-2375, apply in person at 210 W. North 1st Street in Seneca or email jwells@upstatetoday.com.

Oconee County Council

Oconee County
Administrative Offices
415 South Pine Street
Walhalla, SC 29691

Phone: 864-718-1023
Fax: 864 718-1024

E-mail:
jennifercadams@oconeesc.com

John Elliott
District I

Matthew Durham
Chairman
District II

Don Mize
Vice Chairman
District III

Julian Davis, III
District IV

J. Glenn Hart
Chairman Pro Tem
District V



The Oconee County Council will meet in 2024 on the first and third Tuesday of each month with the following exceptions:

- June, July, August, and November meetings, which will be **only** on the third Tuesday of each of these months;
- December meeting, which will be **only** the first Tuesday of the month.

All Council meetings, unless otherwise noted, are held in Council Chambers, Oconee County Administrative Offices, 415 South Pine Street, Walhalla, South Carolina.

Oconee County Council will also hold a Planning Retreat beginning at 9:00 a.m. on Friday, February 23, 2024 to establish short- and long-term goals.

Oconee County Council will also meet on Tuesday, January 7, 2025 in Council Chambers at which point they will establish their 2025 Council and Committee meeting schedules.

Oconee County Council will also hold a Budget workshop on Friday, March 22, 2024 in Council Chambers.

Additional Council meetings, workshops, and/or committee meetings may be added throughout the year as needed.

Oconee County Council Committees will meet in 2024 prior to County Council meetings on the following dates/times in Council Chambers located at 415 South Pine Street, Walhalla, South Carolina unless otherwise advertised.

The Law Enforcement, Public Safety, Health, & Welfare Committee at 4:30 p.m. on the following dates: February 20, May 21, July 16, & September 17, 2024.

The Transportation Committee at 4:30 p.m. on the following dates: February 20, May 21, July 16, & September 17, 2024.

The Real Estate, Facilities, & Land Management Committee at 4:30 p.m. on the following dates: March 19, June 18, August 20, & October 15, 2024.

The Planning & Economic Development Committee at 4:30 p.m. on the following dates: March 19, June 18, August 20, & October 15, 2024.

The Budget, Finance, & Administration Committee at 9:00 a.m. on the following dates: February 23 [Strategic Planning Retreat] & March 22 [Budget Workshop] and 4:30 p.m. on the following dates: March 5, April 16, & May 7, 2024.

Sec. 2-61. - Access to and conduct at county meetings, facilities and property.

(a) *Purpose.* The county council has determined that it is necessary to regulate access to county facilities, grounds and property in order to ensure the safety and security of the public who visit these areas or the county employees who serve them. **The conduct of persons who visit county facilities and/or who have contact with county employees must also be regulated to preserve public order, peace and safety.** The regulation of access and conduct must be balanced with the right of the public to have reasonable access to public facilities and to receive friendly, professional service from county employees. These regulations apply to all county facilities and meetings, as defined below, for and over which county council exercises control and regulation, and to the extent, only, not pre-empted by state or federal law.

(b) *Definitions.* The following words, terms and phrases, when used in this section, shall have the meanings ascribed to them in this subsection, except where the context clearly indicates a different meaning:

Facility means any building, structure, or real property owned, leased, rented, operated or occupied by the county or one of its departments, offices or agencies.

***Meeting* means any assemblage of persons for the purpose of conducting county governmental business, operations or functions or any assemblage of persons within a county governmental facility.** The term "meeting" includes, but is not limited to, county council meetings, county board and committee and staff meetings, trials, hearings and other proceedings conducted in the courts of general sessions and common pleas, family court, master-in-equity, probate court and magistrate's court; and other meetings by entities duly authorized by the county council.

(c) *Prohibited acts.* It shall be unlawful for any person to:

- (1) **Utter loud, obscene, profane, threatening, disruptive or abusive language or to engage in any disorderly or disruptive conduct that impedes, disrupts or disturbs the orderly proceedings of any meeting,** or operations of any department or function of the county government, including, without limitation, speaking when not explicitly recognized and authorized to do so by the presiding official in such meeting.
- (2) Bring, carry, or otherwise introduce any firearm, knife with blade longer than two inches or other dangerous weapon, concealed or not concealed, into any facility or meeting. This prohibition does not apply to law enforcement personnel or any other person whose official, governmental duties require them to carry such firearm, knife, or other weapon.
- (3) Engage in partisan political activity, including speech, in any meeting not authorized and called for the purpose of partisan political activity and explicitly authorized for such purpose in the facility in which such activity is to be conducted, or refusing to cease such activity when

the presiding official of the meeting in question has ruled that the activity in question is partisan political activity and has directed that such activity stop.

- (4) Interfere with, impede, hinder or obstruct any county governmental official or employee in the performance of his duties, whether or not on county government property.
- (5) Enter any area of a county government facility, grounds or property when such entry is prohibited by signs, or obstructed or enclosed by gates, fencing or other physical barriers. Such areas include rooms if clearly marked with signs to prohibit unauthorized entry.
- (6) Enter by vehicle any area of a county governmental facility, grounds or property when such area is prohibited by signs or markings or are obstructed by physical barriers; or park a vehicle in such restricted areas; or park in a manner to block, partially block or impede the passage of traffic in driveways; or park within 15 feet of a fire hydrant or in a fire zone; or park in any area not designated as a parking space; or park in a handicapped parking space without proper placarding or license plate; or park in a reserved parking space without authorization.
- (7) Use any county governmental facility, grounds or other property for any purpose not authorized by law or expressly permitted by officials responsible for the premises.
- (8) Enter without authorization or permission or refuse to leave any county governmental facility, grounds or other property after hours of operation.
- (9) Obstruct or impede passage within a building, grounds or other property of any county governmental facility.
- (10) Enter, without legal cause or good excuse, a county governmental facility, grounds or property after having been warned not to do so; or, having entered such property, fail and refuse without legal cause or good excuse to leave immediately upon being ordered or requested to do so by an official, employee, agent or representative responsible for premises.
- (11) Damage, deface, injure or attempt to damage, deface or injure a county governmental property, whether real property or otherwise.
- (12) Enter or attempt to enter any restricted or nonpublic ingress point or any restricted access area, or bypass or attempt to bypass the designated public entrance or security checkpoint of a facility without authorization or permission.
- (13) Perform any act which circumvents, disables or interferes with or attempts to circumvent, disable or interfere with a facility's security system, alarm system, camera system, door lock or other intrusion prevention or detection device. This includes, without limitation, opening, blocking open, or otherwise disabling an alarmed or locked door or other opening that would allow the entry of an unauthorized person into a facility or restricted access area of the facility.
- (14) Exit or attempt to exit a facility through an unauthorized egress point or alarmed door.

(d) *Penalty for violation of section.* Any person violating the provisions of this section shall be deemed guilty of a misdemeanor and, upon conviction, shall be punished in accordance with section 1-7. In addition, vehicles that are improperly parked on any county property, facility, or other premises may be towed at the owner's expense.

(Ord. No. 2003-04, §§ 1—4, 4-15-2003; Ord. No. 2012-06, § 1, 4-3-2012)